

COMBI SYSTEM REGULAR & FLOOR STANDING BOILERS \ WATER HEATERS \ WATER CYLINDERS \ SPARE PARTS \ AFTER SALES SERVICE \ TRAINING



ON TILE & INSET FLAT PLATE SOLAR THERMAL COLLECTORS \ EVACUATED TUBE SOLAR THERMAL COLLECTORS \ AIR TO WATER HEAT PUMPS





Vokèra products provide a trouble-free focal point for any central heating system. Our extensive range offers the right choice for every home and application.

Choosing the right boiler shouldn't have to mean limited choice. Our range comes in a variety of outputs suitable for any domestic application.

Versatile flueing options and natural gas/LPG flexibility means that virtually any home can enjoy the benefits of a Vokèra boiler.

And now you can couple a Vokèra boiler with Vokèra renewable technology products, harnessing the earth's natural resources.

warmth

Vokèra Home Heating

The Vokèra high efficiency range and renewable technology 4

HE Boiler Range for Domestic Applications

Mynute HE	High efficiency sealed system boiler	6
Mynute EHE	High efficiency sealed system boiler	8
Mynute VHE	High efficiency regular open vent boiler	10
Linea HE	High efficiency combi boiler	12
Unica HE	High efficiency combi boiler	14
Unica Balcony HE	High efficiency balcony combi boiler	16
NEW Compact A	High efficiency combi boiler	18
Compact HE	High efficiency combi boiler	20
Linea Max HE	High efficiency floor standing combi boiler	22

HE Boiler Range for Light Commercial Applications

CondexaPRO Wall hung condensing boiler 24

Vokèra Renewables

Zenith On Tile	Solar thermal collectors	26
Zenith Inset	Solar thermal collectors	28
Zenith Evacuated Tube	Solar thermal collectors	30
Aria	Air to water heat pump	32

Water Cylinders and Water Heaters

AquaFlow	Unvented water cylinder	34
AquaFlow Twin	Unvented twin coil water cylinder	35
AquaNova	Instantaneous multipoint water heater	36

Product Feature Reference Chart 37

Flue Guidance and Options 38

Zenith Solar Thermal Components Matrix 42

Zenith Solar Thermal Parts Listing 43

Vokèra Support

Pre Sales	44
Heating system layouts for renewable applications	44
Customer Care and Technical Training	45

The Vokèra High Efficiency Range

Quality and reliability

More than 1.5 million boilers have been installed around the UK and Ireland demonstrating our wealth of experience in home heating. As part of the global Riello Group, Vokèra is recognised for the quality and reliability of its products. At every stage, from research and development through to production and after sales support, we build quality in as standard. Safety is our number one priority, Vokèra is ISO 9001 approved and in support of this we back our boilers with a 2 year warranty and our Solar flat plate collectors with a 10 year warranty.

Choice

Vokèra specialises in the domestic and light commercial market and provides products that fulfil modern requirements. Our product range incorporates a product for every domestic application, including combination, system and regular boilers in high efficiency, light commercial boilers and water heaters and cylinders. Renewable energy technology products, including on tile, inset and evacuated tube Solar thermal collectors and air source heat pumps, also feature within the Vokèra range.

Versatility

Vokèra boilers are available in natural gas with kits available to allow simple conversion to a different gas type. A wide range of flue options means that Vokèra appliances are extremely versatile – there isn't any place in the home where they can't be installed.



High efficiency condensing technology

The latest technology is used to maximise the efficiency of all Vokèra products. All Vokèra boilers conform to the HARP requirements of the Building Regulations. HARP is a government standard which measures seasonal efficiency of all boilers.

Our high grade Solar collectors maximise energy efficiency and meet the approved standard of BS EN12975 and have the Solar Keymark seal of approval.

A Vokèra high efficiency model is amongst the most energy efficient boilers available today. These condensing boilers dramatically reduce wasted heat, saving money and helping to protect the environment. Most of these boilers can be fitted to Vokèra's unique Wireless OpenTherm Protocol control to ensure they maximise energy efficiency.

Intelligent controls

Vokèra boilers boast some of the latest innovations in technology, including OpenTherm communication protocol. This technology is built into the Vokèra Linea HE and Unica HE ranges of boilers so that they are compatible with OpenTherm + controls and devices.

Most of Vokèra's current boiler range comes with pre-configured weather compensating technology, allowing you to install the Vokèra weather compensation control with the simple addition of an external sensor.

The installation and correct use of a Vokèra intelligent control can save up to 10% of a home's energy usage whilst providing a more comfortable and stable room temperature for the end user.



Wireless OpenTherm Protocol Control
Wireless RF Transmitter - Free standing or wall mounted
Wireless OT Receiver - Wall mounted or placed in the boiler



Renewable Technology

Solar thermal

Solar thermal has become one of the most cost efficient renewable technologies currently available for reducing CO₂ emissions, harnessing the Sun's natural energy to heat water.

Solar thermal collectors absorb the Sun's energy, which is absorbed by the heat transfer fluid that circulates around the collector and pipework to a twin coil cylinder that heats the domestic hot water. The water is then stored ready for supply to the taps. When the system does not heat to the required temperature the boiler steps in to make up the difference.

By installing Solar thermal you can expect to save on average around 350 - 400kg of CO₂ per year.

Financial returns will depend on a number of factors including, among others, location of property, positioning of collectors on the roof, weather conditions and which fossil fuel you are replacing.

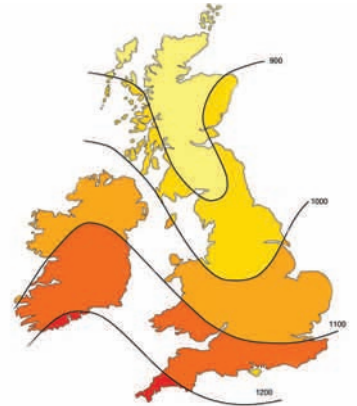


Fig 1 - Source: Solar Trade Association

Fig 1 shows the total average solar radiation falling on one m² measured in kW hours in the UK and Ireland.

Zenith 'On Tile' collectors and 'Inset' collectors

Vokèra Zenith on tile flat plate collectors and inset flat plate collectors are of high build quality and are designed to use both direct sunlight and daylight to gain the maximum amount of energy throughout the whole year. Zenith on tile collectors are more suited to retro fit applications and inset collectors to new build applications or for those requiring a more discreet finish.

Zenith 'Evacuated Tube' collectors

Vokèra Zenith evacuated tubes are made up of 14 double sleeve evacuated glass tubes. The vacuum inside the double sleeved glass tubes provides effective thermal insulation and permits the collectors to generate heat from the sun even in bad weather and during winter months. Zenith evacuated tubes can be more efficient than flat plate collectors in colder, less sunny parts of the UK and are suitable for retro fit and new build applications.

Air Source heat pumps

Air source heat pumps utilise air to generate warmth in order to heat water using compression technology, providing a great source of renewable energy.

Air source heat pumps work by extracting warmth from the outside air, even when it's below 0°C. The extracted heat is then transferred to a plate-heat exchanger that heats the central heating and domestic water in a traditional way.

Air source heat pump technology is best suited to low temperature or under-floor heating systems as they require a lower flow temperature.

Aria air source heat pumps

The Vokèra Aria requires only a single-phase electrical supply, and depending on the ambient outside temperature – can reach a CoP (Co-efficient of Performance) of up to 3.9, i.e. 1.05kW of electrical energy to provide 4.0kW of heat output or £1 of electricity can provide £4 of heat. The appliance can be effective in temperatures ranging from -15°C to +25°C.

Sited outside a property without the requirement for any extensive installation preparation, makes the Aria an ideal renewable solution for both new build and retrofit applications.

Mynute HE

High efficiency system boiler

A



Digital clock and pipe cover not included, shown as optional extras.

HARP 'A' rated.

Reduces running costs by up to 35% more than a conventional boiler, helping to safeguard the environment.

New aluminium heat exchanger. This heat exchanger provides excellent thermal transfer and anti corrosion properties and is fully recyclable.

Low pressure loss reduces noise and increases pump performance.

Designed for easy installation.

Simple commissioning, only minimal adjustments are required after installation and automatic modulation eliminates the need to range rate the boiler.

Extremely high modulation ratio, increasing efficiency and component longevity.

Low NOx - Class-5 performance.

Self-start programming protects the pump from sticking during long periods of inactivity.

Anti-cycling control prevents energy wasteful on/off cycling and reduces wear and tear.

Built-in frost protection, protects the appliance from damage during periods of cold weather.

Versatile horizontal or vertical flueing options – using Vokèra's concentric or twin flue systems – enable the boiler to be sited almost anywhere in the home.

OT+ communication protocol - industry standard method of controls / communications for remote controls etc.

Mynute HE has the built-in disabling function (Autostop) that automatically changes the current operating mode, and moves it permanently into the standby mode. This automatic function will only operate after a pre-defined period of time has elapsed and if it has been activated during commissioning.

Integral clock/programmer aperture, enabling direct control over the central heating timings.

Intuitive control panel ensures end-users can easily operate and adjust the appliance.


Built-in thermo-regulation to increase further fuel efficiency. Attach an energy saving control to maximise energy efficiency.

Can be converted to LPG with LPG Kit.

Compatible with Zenith Solar thermal.

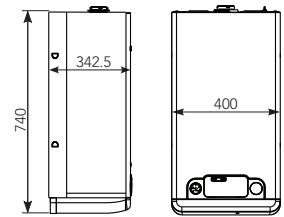
ENERGY SAVING CONTROLS AND OPTIONS	
Description	Code
Weather compensation control*	2359259
White pipe cover 400mm/450mm	518/519
Digital clock	514

* Contact Vokèra Technical Helpline for advice

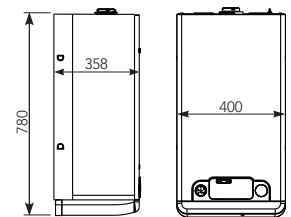


SPECIFICATIONS	Mynute 12HE	Mynute 15HE	Mynute 20HE	Mynute 25HE	Mynute 30HE	Mynute 35HE
Product order code	870	872	874	876	878	880
Central Heating						
Heat input (kW)	12	15	20	25	30	34.6
Maximum heat output (kW) 60/80°C	11.84	14.81	19.68	24.53	29.31	33.67
Maximum heat output (kW) 30/50°C	12.74	15.9	21.16	26.3	31.83	36.54
Weight						
Dry weight (kg)	38	38	38	39	42	42
Clearances						
Sides	12mm	12mm	12mm	12mm	12mm	12mm
Top*	150mm*	150mm*	150mm*	150mm*	150mm*	150mm*
Bottom	150mm	150mm	150mm	150mm	150mm	150mm
Front	600mm	600mm	600mm	600mm	600mm	600mm
Connections						
Flow & return	22mm	22mm	22mm	28mm	28mm	28mm
Gas	15mm	15mm	15mm	15mm	15mm	15mm
Safety valve	15mm	15mm	15mm	15mm	15mm	15mm
Condense	21mm	21mm	21mm	21mm	21mm	21mm
Flue Details (concentric & twin)						
Max horizontal flue length (60/100mm)	7.8m	7.8m	7.8m	7.8m	7.8m	7.8m
Max vertical flue length (60/100mm)	8.8m	8.8m	8.8m	8.8m	8.8m	8.8m
Max horizontal flue length (80/125mm)	20.0m	20.0m	20.0m	20.0m	20.0m	20.0m
Max vertical flue length (80/125mm)	25.0m	25.0m	25.0m	25.0m	25.0m	25.0m
Max horizontal flue length (80mm/80mm)	40m/40m	40m/40m	40m/40m	40m/40m	40m/40m	40m/40m
Max vertical flue length (80mm/80mm)	40m/40m	40m/40m	40m/40m	40m/40m	40m/40m	40m/40m
Flue type approvals	C13 – C23 – C33 – C43 – C53 – C83 – B23					
Efficiency						
HARP (%)	90.7 (A)	90.7 (A)	90.5 (A)	90.4 (A)	90.2 (A)	90.0 (A)
NOx Class	5	5	5	5	5	5

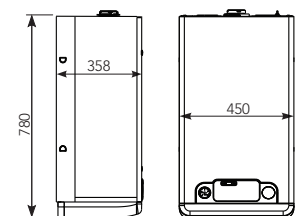
DIMENSIONS - MYNUTE 12/15/20



DIMENSIONS - MYNUTE 25HE



DIMENSIONS - MYNUTE 30/35HE



ALL DIMENSIONS IN MM

*From casing or 25mm above flue elbow (whichever is applicable)

Mynute EHE

High efficiency system boiler

B



No pipe cover available.

HARP 'B' rated

Reduces running costs by up to 35% more than a conventional boiler, helping to safeguard the environment.

Latent heat collector increases efficiency.

Low threshold (0.2 bar) water pressure switch enables the appliance to be easily installed on low pressure or semi-sealed systems.

Automatic modulation eliminates the need to range rate the boiler.

8 litre expansion vessel capable of accommodating a system volume of 76 litres.

Equipped with the Vokèra patented Seasonal Advanced Regulation Action (S.A.R.A). This feature automatically manages the Central Heating output temperature depending on the required level of comfort.

Compatible with underfloor heating systems.

Anti-cycling control reduces on/off cycling, increasing efficiency of the boiler and reducing fuel costs.

Pump anti-block eliminates the risk of pump seizure during periods of inactivity.

Built-in frost protection, protects the appliance from damage during periods of cold weather.

Versatile horizontal or vertical flueing options – using Vokèra's concentric or twin flue systems – enable the boiler to be sited almost anywhere in the home.

The IPX5D Ingress protection increases safety for the end-user.


Intuitive control panel ensures end-users can easily operate and adjust the appliance.

Cleanly styled, Italian designed casing blends easily into any setting.

Can be converted to LPG with LPG kit.

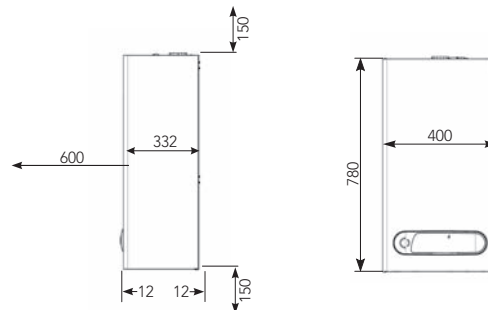
OPTIONS

Description	Code
Mechanical clock	433

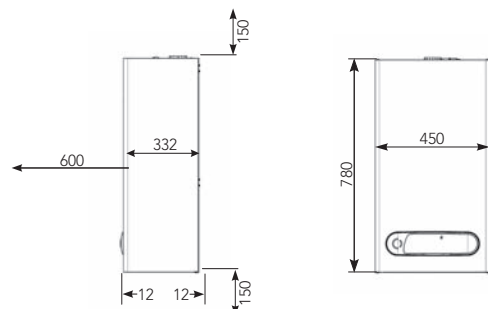


SPECIFICATIONS	Mynute 25EHE	Mynute 29EHE
Product order code	20000438	20001642
Central Heating		
Heat input (kW)	25	29
Maximum heat output @ 60/80 °C (kW)	24.3	28.3
Maximum heat output @ 30/50 °C (kW)	25.9	29.9
Weight		
Dry weight (kg)	37	41
Connections		
Flow & return	22	28
Gas	15	15
Condense	21	21
Electrical		
Voltage (V/Hz)	230/50	230/50
Flue Details (concentric)		
Maximum horizontal flue length (60/100mm)	4.5m	4m
Maximum vertical flue length (60/100mm)	5.5m	5m
Maximum horizontal flue length (80/125mm)	11m	9m
Maximum vertical flue length (80/125mm)	12m	10m
Flue Details (twin pipes)		
Maximum horizontal flue length (80mm/80mm)	20m/20m	12m/12m
Maximum vertical flue length (80mm/80mm)	20m/20m	12m/12m
Efficiency		
HARP (%)	86.9 (B)	86.7 (B)

DIMENSIONS AND CLEARANCES (MM) - MYNUTE 25EHE



DIMENSIONS AND CLEARANCES (MM) - MYNUTE 29EHE



Mynute VHE

High efficiency regular open vent boiler

A



15kW model shown.



No pipe cover available for 15kW output.
Pipe cover for 20kW output available as optional extra.

HARP 'A' rated.

Reduces running costs by up to 35% more than a conventional boiler, helping to safeguard the environment.

New aluminium heat exchanger. This heat exchanger provides excellent thermal transfer and anti corrosion properties and is fully recyclable.

Low pressure loss reduces noise and increases pump performance.

Simple commissioning, only minimal adjustments are required after installation and automatic modulation eliminates the need to range rate the boiler.

Low NOx - Class-5 performance.

Top and bottom pipe connections* for flexibility and ease of installation.

Requires only 1-metre minimum static head.

Anti-cycling control reduces on/off cycling, increasing efficiency of the boiler and reducing fuel costs.

Built-in thermo-regulation to increase further fuel efficiency. Attach the outside weather compensation control to maximise energy efficiency.

Built-in frost protection, protects the appliance from damage during periods of cold weather. External pump must be connected directly to the boiler to ensure this function operates.

Versatile, horizontal, vertical or rear flueing* options – using Vokera's concentric or twin flue systems – enable the boiler to be sited almost anywhere in the home. Flue type certification also permits Mynute VHE to be used with Vokera's 80mm PP Flexible flue liner and B23 applications.

Pump anti-block eliminates the risk of pump seizure during periods of inactivity.

Compatible with Zenith Solar thermal.

Mynute VHE has the built-in disabling function (Autostop) that automatically changes the current operating mode, and moves it permanently into the standby mode. This automatic function will only operate after a pre-defined period of time has elapsed and if it has been activated during commissioning.

Intuitive control panel ensures end-users can easily operate and adjust the appliance.

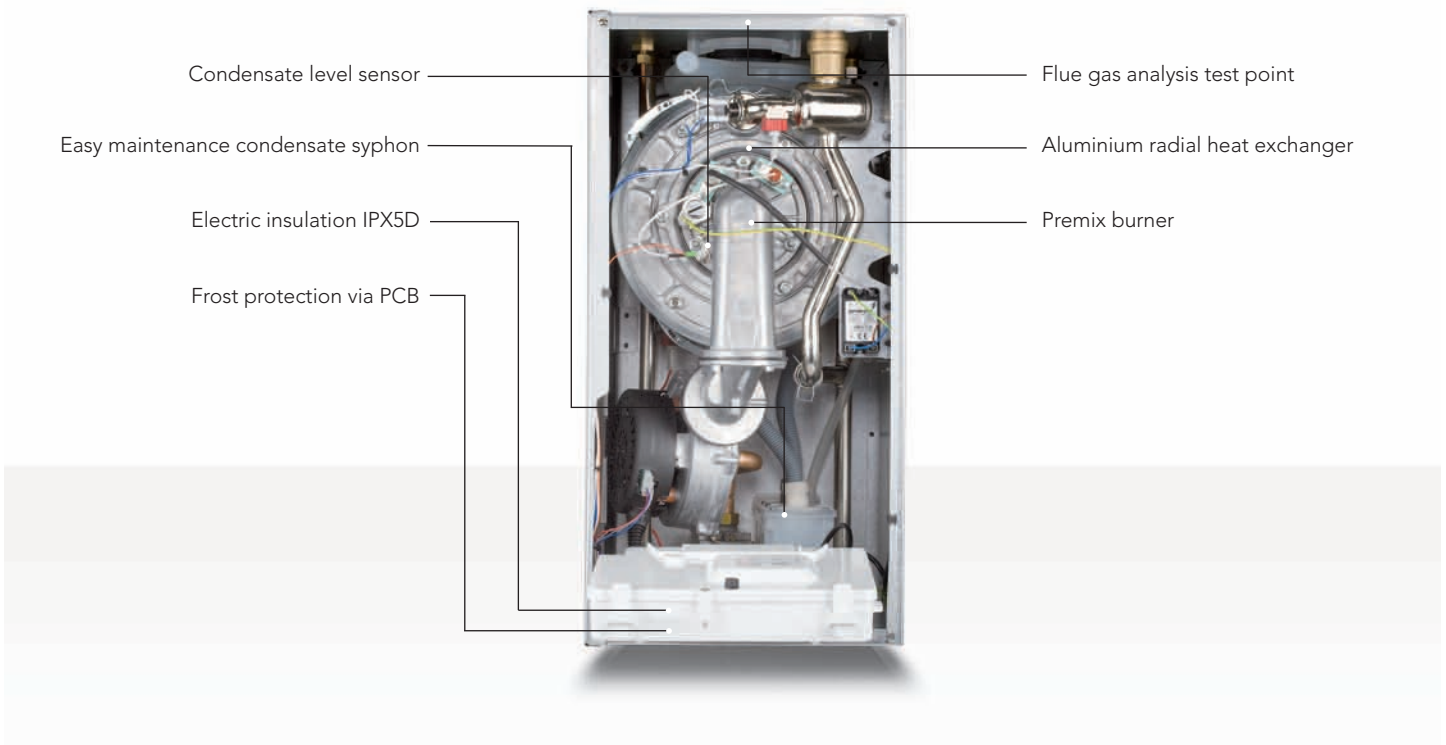
Purge cycle feature. Boiler will automatically run a two minute purge cycle when the boiler is switched on for the first time before the burner ignites to expel any air that may be present in the system.

Can be converted to LPG with LPG kit.

*15kW output only

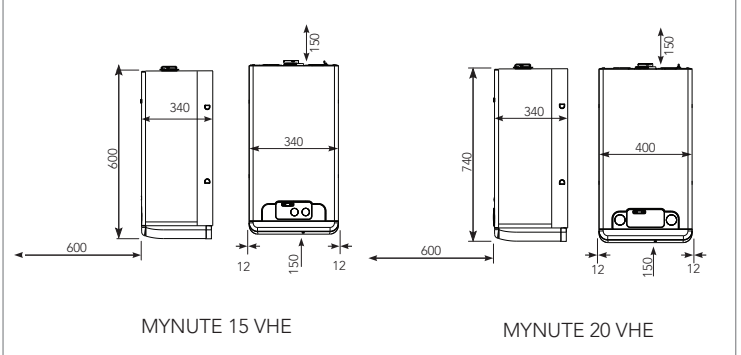
ENERGY SAVING CONTROLS AND OPTIONS

Description	Code
Weather compensation control	2359259
*Rear flue terminal (15kW only)	533
White pipe cover 400mm/450mm (20kW only)	518/519



SPECIFICATIONS	Mynute 15VHE	Mynute 20VHE
Product order code	884	886
Central Heating		
Heat input (kW)	15	20
Maximum heat output @ 60/80 °C (kW)	14.60	19.68
Maximum heat output @ 30/50 °C (kW)	15.74	21.16
Min static head	1m	1m
Max static head	30m	30m
Min flow rate at max output	500l/h	500l/h
Weight		
Dry weight (kg)	25	29
Connections		
Flow & return	22mm	22mm
Gas	15mm	15mm
Condense	21mm	21mm
Electrical		
Voltage (V/Hz)	230/50	230/50
Flue Details (concentric)		
Maximum horizontal flue length (60/100mm)	7.8m	7.8m
Maximum vertical flue length (60/100mm)	8.8m	8.8m
Maximum horizontal flue length (80/125mm)	25m	20m
Maximum vertical flue length (80/125mm)	30m	30m
Flue Details (twin pipes)		
Maximum horizontal flue length (80mm/80mm)	40m/40m	40m/40m
Maximum vertical flue length (80mm/80mm)	40m/40m	40m/40m
Efficiency		
HARP (%)	90.0 (A)	90.5 (A)
NOx Class	5	5

DIMENSIONS AND CLEARANCES (MM)



REAR FLUE AND TOP AND BOTTOM PIPE CONNECTIONS



Install this boiler with a Zenith Solar thermal collector and Aquaflo Twin coil cylinder to benefit from renewable energy.

Linea HE

High efficiency combi boiler

A



Pipe cover included, supplied in the box.

HARP 'A' rated.

Reduces running costs by up to 35% more than a conventional boiler, helping to safeguard the environment.

Designed for easy installation. A pre-fixing jig and built-in filling loop allows the system to be connected and tested without the boiler needing to be in place. Standard Vokera pipework layout enables trouble-free replacement of older Vokera models.

Simple commissioning, only minimal adjustments are required after installation and automatic modulation eliminates the need to range rate the boiler.

Unique aluminium heat exchanger provides excellent thermal transfer and anti-corrosion properties.

Seasonality function with 4-different modes of operation ensures appliance delivers optimum performance and efficiency throughout each season. Easy operation for the end user.

Low pressure loss reduces noise and increases pump performance.

OT+ communication protocol – industry standard method of controls/communications for remote controls etc.

Low NOx – Class-5 performance.

Anti-cycling control prevents energy wasteful on/off cycling and reduces wear and tear.

Minimal appliance heat loss removes the need for compartment ventilation to assist cooling.

Built-in frost protection, protects the appliance from damage during periods of cold weather.

Self-start programming protects the pump and motorised valve from sticking during long periods of inactivity.

Easy to understand diagnostic display speeds installation and commissioning and aids the service engineer in the unlikely event of a fault developing.

Linea HE has a built-in disabling function (Autostop) that automatically changes the current operating mode, and moves it permanently into the standby mode. This automatic function will only operate after a pre-defined period of time has elapsed.


Versatile flueing options that can reach lengths up to 50 metres, enabling the boiler to be sited almost anywhere in the home.

Attach an energy saving control to maximise energy efficiency.

Can be converted to LPG with LPG Kit.

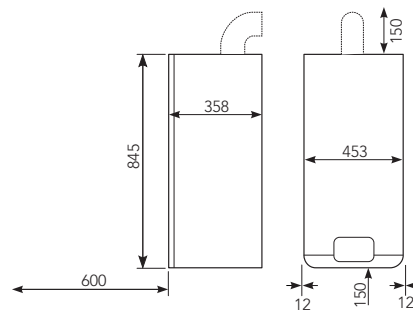
ENERGY SAVING CONTROLS AND OPTIONS

Description	Code
OpenTherm RF Control	611
Wiring kit for use with OpenTherm control	1221179
Weather compensation control	2359259
Plume Management Kit	522
Plume Management Kit Extension	29450131



SPECIFICATIONS	Linea 28HE	Linea 32HE	Linea 36HE
Product order code	835	836	837
Central Heating			
Heat input (kW)	25	30	34.6
Maximum heat output @ 60/80 °C (kW)	24.4	29.4	33.7
Maximum heat output @ 30/50 °C (kW)	26.1	31.9	36.7
Domestic Hot Water			
Heat input (kW)	30	34.6	34.6
Flow rate - 35 °C rise (l/min)	12.3	14.2	14.2
Dry weight (kg)	42	44	45
Connections			
Flow & return	22 mm	22 mm	22 mm
Gas	15 mm	15 mm	15 mm
DHW hot & cold	15 mm	15 mm	15 mm
Safety valve	15 mm	15 mm	15 mm
Condense	21 mm	21 mm	21 mm
Electrical			
Voltage (V/Hz)	230/50	230/50	230/50
Flue Details (concentric)			
Maximum horizontal flue length (60/100mm)	7.8 m	7.8 m	7.8 m
Maximum vertical flue length (60/100mm)	8.8 m	8.8 m	8.8 m
Maximum horizontal flue length (80/125mm)	17.0 m	25.0 m	28.0 m
Maximum vertical flue length (80/125mm)	18.0 m	26.0 m	29.0 m
Flue Details (twin pipes)			
Maximum horizontal flue length (80mm+80mm)	40m+40m	35m+35m	50m+50m
Maximum vertical flue length (80mm+80mm)	40m+40m	35m+35m	50m+50m
Efficiency			
HARP (%)	90.1 (A)	90.3 (A)	90.0 (A)
NOx class	5	5	5

DIMENSIONS AND CLEARANCES (MM)



DID YOU KNOW...

...that by adding one of our energy saving controls to the Vokèra Linea HE, its SAP efficiency increases by an additional 2%!



The Vokèra OpenTherm Protocol RF Programmable Room Thermostat uses OpenTherm protocol technology to modulate the Vokèra boiler outlet temperature, as set by the homeowner, maximising boiler efficiency. For further information visit the Vokèra website.

ADDITION TO THE LINEA HE RANGE

Vokèra will shortly be introducing an additional model to the Linea HE range.

The Linea One will have an increased output, low emissions, low electrical consumption and excellent fuel efficiency, making it one of the greenest boilers available.

For further information please contact Vokèra Marketing Department.
Email: marketing@vokera.co.uk

Unica HE

High efficiency combi boiler

A



Mechanical clock and pipe cover not included, shown as optional extras.

HARP 'A' rated.

Low NOx - Class-5 performance.

Reduces running costs by up to 35% more than a conventional boiler, helping to safeguard the environment.

Designed for easy installation. A pre-fixing jig and built-in filling loop allows the system to be connected and tested without the boiler needing to be in place. Automatic bypass and easy-fit condense connection as well as standard Vokera pipework layout enables trouble-free replacement of older Vokera models.

Simple commissioning, only minimal adjustments are required after installation and automatic modulation eliminates the need to range rate the boiler.

Extremely high modulation ratio, increasing efficiency and component longevity.

Hot water pre-heat provides instant hot water at any time, saving time and energy.

Self-start programming protects the pump and motorised valve from sticking during long periods of inactivity.

Anti-cycling control prevents energy wasteful on/off cycling and reduces wear and tear.

Built-in frost protection, protects the appliance from damage during periods of cold weather.

Intuitive control panel ensures end-users can easily operate and adjust the appliance.

Unica HE has the built-in disabling function (Autostop) that automatically changes the current operating mode, and moves it permanently into the standby mode. This automatic function will only operate after a pre-defined period of time has elapsed and if it has been activated during commissioning.

Versatile flueing options enable the boiler to be sited almost anywhere in the home.


Built-in thermo-regulation to increase further fuel efficiency. Attach the outside weather compensation control to maximise energy efficiency.

OT+ communication protocol - industry standard method of controls/communications for remote controls etc.

Can be converted to LPG with LPG Kit.

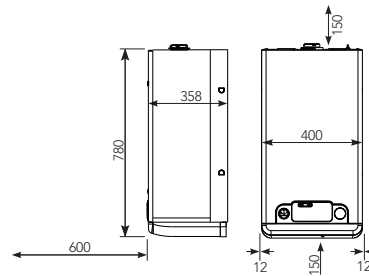
ENERGY SAVING CONTROLS AND OPTIONS

Description	Code
OpenTherm RF Control	611
Weather compensation control	2359259
White pipe cover 400mm/450mm	518/519
Mechanical clock	433
Plume Management Kit	522
Plume Management Kit Extension	29450131

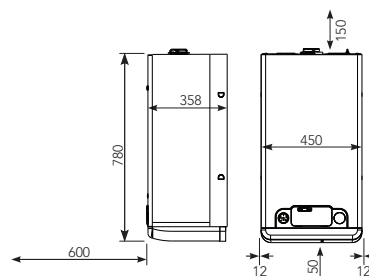


SPECIFICATIONS	Unica 28HE	Unica 32HE	Unica 36HE
Product order code	910	912	914
Central Heating			
Heat input (kW)	20	25	30
Maximum heat output @ 60/80 °C (kW)	19.6	24.45	29.31
Maximum heat output @ 30/50 °C (kW)	21.0	26.3	31.83
Domestic Hot Water			
Heat input (kW)	28	32	36
Flow Rate - 35°C rise (l/min)	11.5	13.1	14.7
Weight			
Dry weight (kg)	40	42	45
Connections			
Flow & return	22mm	22mm	22mm
Gas	15mm	15mm	15mm
DHW hot & cold	15mm	15mm	15mm
Safety valve	15mm	15mm	15mm
Condense	21mm	21mm	21mm
Electrical			
Voltage (V/Hz)	230/50	230/50	230/50
Flue Details (concentric)			
Maximum horizontal flue length (60/100mm)	7.8m	7.8m	7.8m
Maximum vertical flue length (60/100mm)	8.8m	8.8m	8.8m
Maximum horizontal flue length (80/125mm)	20m	20m	20m
Maximum vertical flue length (80/125mm)	25m	25m	25m
Flue Details (twin pipes)			
Maximum horizontal flue length (80mm/80mm)	40m/40m	35m/35m	35m/35m
Maximum vertical flue length (80mm/80mm)	40m/40m	35m/35m	35m/35m
Efficiency			
HARP (%)	90.5 (A)	90.2 (A)	90.1 (A)
NOx class	5	5	5

DIMENSIONS AND CLEARANCES (MM) - UNICA 28HE



DIMENSIONS AND CLEARANCES (MM) - UNICA 32/36HE



INCREASE SAP EFFICIENCY BY 2% WITH:



The Vokèra OpenTherm Protocol RF Programmable Room Thermostat uses OpenTherm protocol technology to modulate the Vokèra boiler outlet temperature, as set by the homeowner, maximising boiler efficiency. For further information visit the Vokèra website.

Unica Balcony HE

High efficiency balcony combi boiler

A



Pipe cover included, supplied in the box.

HARP 'A' rated.

Unique to the market** - designed specifically for external installations, requiring only limited protection to withstand typical UK weather conditions*.

Optional protective security case to reduce possible vandalism.

Low NOx - Class-5 performance.

Full IPX5D rating enables the Unica BHE to be installed either on a balcony or on an external wall.

Reduces running costs by up to 35% more than a conventional boiler, helping to safeguard the environment.

Ideal for problematic installations; flats with limited space, if there are difficulties with flue clearances or if a long run to an adequate soak away for the condensate are foreseen.

Designed for easy installation. A pre-fixing jig and built-in filling loop allows the system to be connected and tested without the boiler needing to be in place.

Simple commissioning, only minimal adjustments are required after installation and automatic modulation eliminates the need to range rate the boiler.

Extremely high modulation ratio, increasing efficiency and component longevity.

Hot water pre-heat provides instant hot water, saving time and energy.

Self-start programming protects the pump and motorised valve from sticking during long periods of inactivity.

Anti-cycling control prevents energy wasteful on/off cycling and reduces wear and tear.

Built-in frost protection, protects the appliance from damage during periods of cold weather.

Intuitive control panel ensures end-users can easily operate and adjust the appliance.

Unica BHE has the built-in disabling function (Autostop) that automatically changes the current operating mode, and moves it permanently into the standby mode. This automatic function will only operate after a pre-defined period of time has elapsed and if it has been activated during commissioning.


Versatile flueing options that can reach lengths up to 40 metres.

Built-in thermo-regulation to increase further fuel efficiency. Attach an energy saving control to maximise energy efficiency.

Can be converted to LPG with LPG Kit.

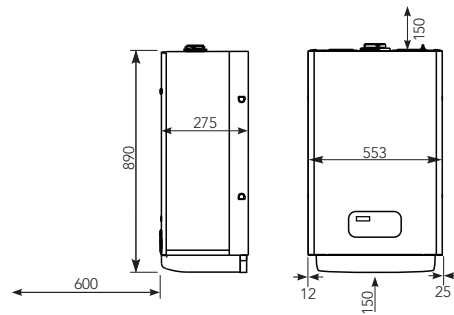
ENERGY SAVING CONTROLS AND OPTIONS

Description	Code
REC07 programmable room thermostat	1221169
Weather compensation control	2359259
Security casing (protects against vandalism)	1103289



SPECIFICATIONS	Unica 32 BHE
Central Heating	
Heat input (kW)	25
Maximum heat output @ 60/80 °C (kW)	24.45
Maximum heat output @ 30/50 °C (kW)	26.3
Domestic Hot Water	
Heat input (kW)	32
Flow Rate - 35°C rise (l/min)	13.1
Weight	
Dry weight (kg)	44
Connections	
Flow & return	22mm
Gas	15mm
DHW hot & cold	15mm
Safety valve	15mm
Condense	21mm
Electrical	
Voltage (V/Hz)	230/50
Flue Details (concentric)	
Maximum horizontal flue length (60/100mm)	7.8m
Maximum vertical flue length (60/100mm)	8.8m
Maximum horizontal flue length (80/125mm)	20m
Maximum vertical flue length (80/125mm)	25m
Flue Details (twin pipes)	
Maximum horizontal flue length (80mm/80mm)	40m/40m
Maximum vertical flue length (80mm/80mm)	35m/35m
Efficiency	
HARP (%)	90.2 (A)
NOx class	5

DIMENSIONS AND CLEARANCES (MM) - UNICA 32 BHE



*From casing or 25mm above flue elbow (whichever is applicable)

DID YOU KNOW...

...The Unica BHE is unique to the market**.

**Currently we are aware of no other boiler manufacturers in the UK that offers a balcony boiler specifically designed for external installations.

OPTIONAL GALVANISED CASING

The Vokèra Unica BHE is designed for external installations and this casing offers further protection from extreme weather conditions.




It is to be used when on an external wall with no cover/protection from the elements.

When installed below a balcony no galvanised casing is required.

Compact A

High efficiency combi boiler

A



HARP 'A' rated.

Compact dimensions and low lift weight enable a flexible installation with the boiler able to be sited almost anywhere in the home.

Reduces running costs by up to 35% more than a conventional boiler, helping to safeguard the environment.

Designed for easy installation. Standard Vokera pipework layout enables trouble-free replacement of older Vokera models.

Simple commissioning, only minimal adjustments are required after installation and automatic modulation eliminates the need to range rate the boiler.

Optional mechanical clock and pipe cover are available to buy as a kit, providing a more cost effective package.

Anti-cycling control prevents energy wasteful on/off cycling and reduces wear and tear.

Low NOx - Class-5 performance.

Built-in frost protection, protects the appliance from damage during periods of cold weather.

Plated heat exchanger reduces the risk of scaling and comes with 5-year anti-scale warranty.

Installation time saving features:- Built-in condense trap with safety device and push-fit connection and no ventilation is required.

Combustion analysis test point for easy servicing and maintenance.

Can be converted to LPG with LPG Kit.

Attach the RF wireless combined room thermostat and clock* to maximise efficiency and maintain optimum room temperature.

Individual heating and hot water controls ensure a simple temperature adjustment operation for the end user.


Hot water survivor function:- If the hot water thermistor fails it will use the primary thermistor to provide hot water at 55°C to ensure the end user has access to a supply of warm water.

ENERGY SAVING CONTROLS AND OPTIONS

Description	Code
Clock kit (including mechanical clock and pipe cover)	20025081
Pipe cover	20012594
RF wireless combined room thermostat and clock*	TBC
NEW telescopic flue terminal	29450121

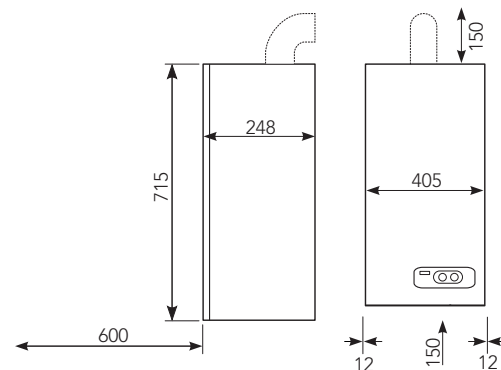
Mechanical clock and pipe cover available as optional extras. Not shown.

*Available July 2010



SPECIFICATIONS	Compact 25A	Compact 29A
Product order code	20020831	20020832
Central Heating		
Heat input (kW)	20	25
Maximum heat output @ 80°C/60°C (kW)	19.5	24.4
Domestic Hot Water		
Maximum input (kW)	25	29.5
Flow Rate - 35 °C rise (l/min)	10.2	12.1
Weight		
Dry weight (kg)	30	32
Connections		
Flow & return	22mm	22mm
Gas	22mm	22mm
DHW hot & cold	15mm	15mm
Safety Valve	15 mm	15mm
Condensate	21mm	21mm
Flue details (concentric)		
Maximum horizontal flue length (60/100)	4.0m	4.0m
Maximum vertical flue length (60/100)	5.0m	5.0m
Flue details (twin pipes)		
(Horizontal or vertical) + terminal	20/20m	20/20m
Electrical data		
Voltage (V/Hz)	230/50	230/50
Efficiency		
HARP (%)	90.0 (A)	90.1 (A)
NOx class	5	5

DIMENSIONS AND CLEARANCES (MM) - COMPACT 25/29 A



CYCLONIC AIR AND PARTICLE SEPARATOR

The Compact A incorporates Vokèras recently introduced Cyclonic Separator. The cyclonic separator provides a significant improvement in the effectiveness of the 'air separator' and can also capture particulates from the system water.

The new separator offers distinct advantages including:

- Reduced pressure loss through the hydraulic circuit of the boiler
- Quicker discharge of air during commissioning
- Possibility to now remove and clean the inside of the separator, removing any particulates that may have been trapped
- Quick-release clips – no tools required, reduces time spent on routine maintenance

For further information visit the Vokèra website.

N.B: This device/component is not intended to substitute or replace any requirement for an external dirt separator

Compact HE

High efficiency combi boiler

B



No pipe cover available.

HARP 'B' rated.

Gas pressure set by gas valve, therefore no flue Gas Analyser required.

Reduces running costs by up to 35% more than a conventional boiler, helping to safeguard the environment.

Designed for easy installation. Standard Vokera pipework layout enables trouble-free replacement of older Vokera models.

Simple commissioning, only minimal adjustments are required after installation and automatic modulation eliminates the need to range rate the boiler.

Anti-cycling control prevents energy wasteful on/off cycling and reduces wear and tear.

Built-in frost protection, protects the appliance from damage during periods of cold weather.

Versatile flueing options enable the boiler to be sited almost anywhere in the home.

Cleanly styled, Italian designed casing blends easily into any setting.

Plated heat exchanger reduces the risk of scaling and comes with 5-year anti-scale warranty.

Equipped with the Vokera patented Seasonal Advanced Regulation Action (S.A.R.A). This feature automatically manages the Central Heating output temperature depending on the required level of comfort.

Installation time saving features:- Built-in condense trap with safety device and push-fit connection, factory fitted fly-lead and no ventilation is required.

Built-in mechanical clock.


Combustion analysis test point for easy servicing and maintenance.

Attach the outside weather compensation control to maximise energy efficiency (Use the RC05 external control to fit the outside weather compensating control).

Can be converted to LPG with LPG Kit.

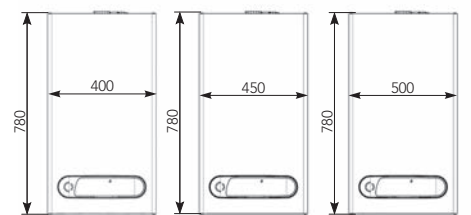
ENERGY SAVING CONTROL OPTIONS

Description	Code
Weather compensation control	2359259
Use RC05 when fitting weather compensation control	405



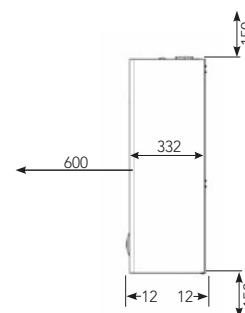
SPECIFICATIONS	Compact 25HE	Compact 29HE	Compact 35HE
Product Order Code	850	852	854
Central Heating			
Heat input (kW)	25	29	34.8
Maximum heat output @ 80°C/60°C (kW)	24.3	28.1	33.8
Maximum heat output @ 50°C/30°C (kW)	25.9	30.2	36.1
Domestic Hot Water			
Maximum output (kW)	25	29	34.8
Flow Rate - 35°C rise (l/min)	10.2	11.9	14.3
Weight			
Dry weight (kg)	40	44	48
Connections			
Flow & return	22mm	22mm	22mm
Gas	15mm	15mm	15mm
DHW hot & cold	15mm	15mm	15mm
Safety Valve	15 mm	15mm	15mm
Condensate	21mm	21mm	21mm
Flue details (concentric)			
Maximum horizontal flue length (60/100)	4.5m	4.0m	1.85m
Maximum vertical flue length (60/100)	5.5m	5.0m	2.85m
Maximum horizontal flue length (80/125)	11m	9 m	6.8m
Maximum vertical flue length (80/125)	12m	10m	7.8m
Flue details (twin pipes) (Horizontal or vertical) + terminal	20/20m	12/12m	10/10m
Electrical data			
Voltage (V/Hz)	230/50	230/50	230/50
Efficiency			
HARP (%)	86.9 (B)	87.1 (B)	86.7 (B)

DIMENSIONS (MM)



COMPACT 25HE COMPACT 29HE COMPACT 35HE

DIMENSIONS AND CLEARANCES (MM) - ALL OUTPUTS



The Vokera Weather Compensation control regulates the boiler in-line with outside weather conditions increasing end user comfort.

Linea Max HE

Floor standing high efficiency combi boiler

B



HARP 'B' rated.

High domestic hot water flow rate makes Linea Max HE ideal for larger homes.

55% more flow rate than a combi of an equivalent output.

An integrated 60 litre thermal store boosts domestic hot water delivery to 18 litre/min.

The unique 'wheel-in' fixing jig allows pipes to be connected to a base tray without the boiler in place. Then simply slide boiler in and connect the unions at the front.

Anti-cycling control prevents wasteful on/off cycling of the boiler, eliminating unnecessary wear and tear.

The self-start programme protects the pump and motorised valve from sticking during long periods of inactivity.

Linea Max HE can be flued horizontally or vertically using Vokera's concentric or twin flue systems making the boiler extremely versatile.

Built-in filling loop reduces installation time and material requirements.

Gas pressure set by gas valve, therefore no flue Gas Analyser required.

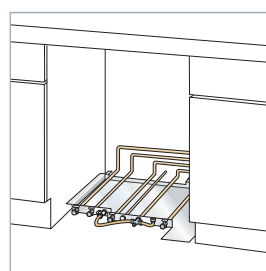
Linea Max HE reduces running costs by up to 35% more than a conventional boiler, helping to safeguard the environment.

Designed for easy installation. Standard Vokera pipework layout enables trouble-free replacement of older Vokera models.

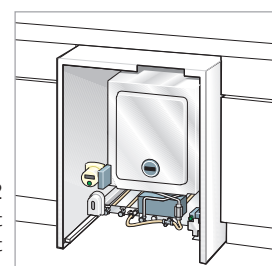
Built-in frost protection, protects the appliance from damage during periods of cold weather.

Plated heat exchanger reduces the risk of scaling and comes with 5-year anti-scale warranty.

UNIQUE WHEEL IN INSTALLATION




STEP 1
Connect pipework to base tray



STEP 2
Slide in boiler and connect unions at front





SPECIFICATIONS	Linea Max HE
Product order code	890
Central Heating	
Heat input (kW)	29
Maximum heat output @ 80°C/60°C (kW)	28.1
Maximum heat output @ 50°C/30°C (kW)	30.2
Domestic Hot Water	
Heat input (kW)	29
Flow rate - 35 °C rise (l/min)	18*
Flue Details (concentric)	
Maximum horizontal flue length (60/100mm)	2.0m
Maximum vertical flue length (60/100mm)	3.0m
Flue Details (twin pipes)	
Horizontal or vertical (80+80mm)	12m + 12m
Weight	
Dry weight (kg)	91
Electrical	
Voltage (V/Hz)	230/50
Connections	
Flow & return	22mm
Gas	15mm
DHW hot & cold	15mm
Safety valve	15mm
Condense	21mm

* Until thermal store depleted (or recovery to full performance in approximately 5 minutes)

** The appliance flue elbow on the Linea Max cannot be used with a vertical flue application and should be discarded.


DIMENSIONS AND CLEARANCES (MM)

Thermal store combines with normal combi operation to deliver 18 litres/min of hot water

CondexaPRO

Light commercial wall hung boiler

A



'A' band.

Modular system and a pre-mixed air blown burner consisting of one or more heating elements installed in series. The useful output produced by each heating unit reaches 48.0 kW (100%, 50°C-30°C) and modulates between 30% and 100%.

Stainless steel condensing exchanger on the exhaust side and copper alloy exchanger on the water side, each generator reaches 108.7% as the calorific value produced by natural gas (Hi) is lower; the low temperatures produced by the exhaust gases discharged into the atmosphere allow the use of a built-in 50mm diameter plastic exhaust collector with female fitting which may reach an equivalent height of 30m.

These heating units ensure low running costs, reliability and flexibility.

They boast latest generation electronic control, modularity and versatility, thus ensuring the installer a quick connection to any type of heating and hot water storage systems as it simultaneously controls three different circuits, each operating at different temperatures.

The CondexaPRO units are designed to provide water to 3 different circuits at different temperatures either supplied as direct take offs or via a header system utilising controls as required. With this in mind suggested usage are DHW, High Temperature (heating) and Low Temperature (under floor heating).

Flue lengths from 30m. Suitable for use with Vokèra 80mm Twin flue system or 50mm flue system. See Vokèra price list for more information.

Water drain built-in as standard in the boiler for each heating unit.

Temperature control built-in as standard.

Automatic burner ignition sequence reversal.

Anti-legionnaires' disease function (only available with room control kit).

Weekly programmer (only available with room control kit).

With the above in mind the flexibility of the boilers makes it ideal for both new build and refurbishment.

Pre Sales service available to provide advice and assistance on most suitable system design. (See page 42 for further information.)

OPTIONS

Flueing options include: 50mm, 80mm twin, 125mm concentric

Manifold (up to 100 kW)

Manifold (over 100 kW)

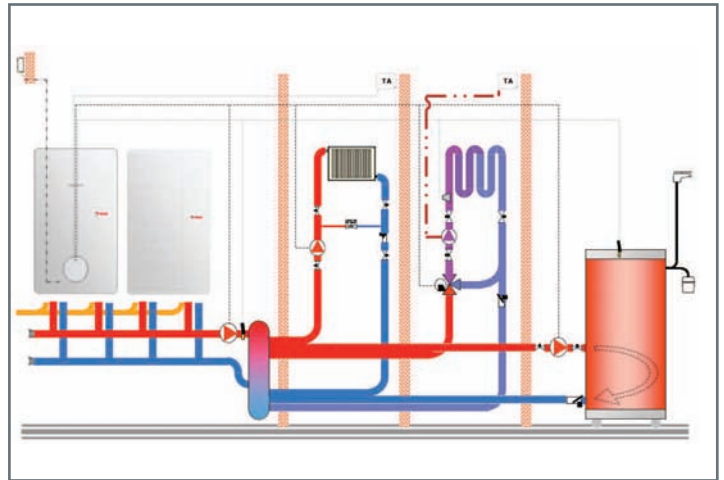
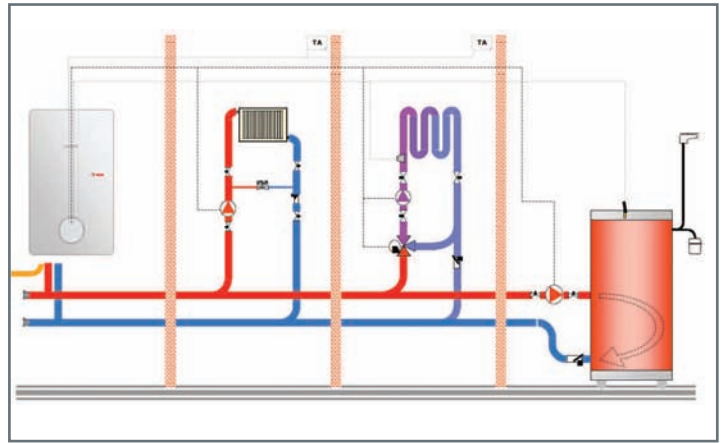
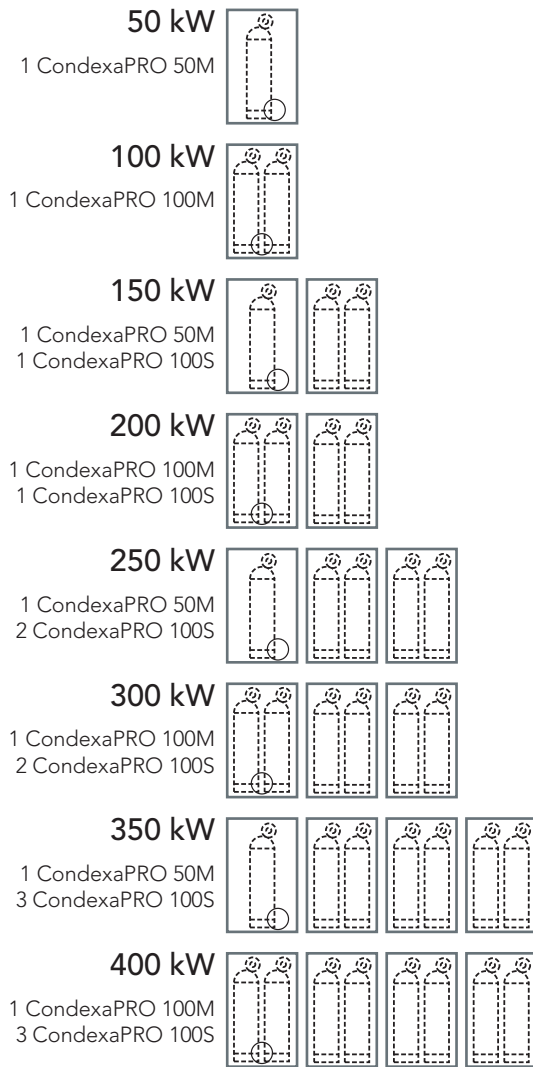
Room control kit

2-way isolating valve

Injection pump

Room sealed kit CondexaPRO 50

Typical installations



PRE SALES SUPPORT

Pre Sales support is available for CondexaPRO light commercial applications.
See page 42 for further information

INTELLIGENT DESIGN

Vokera has developed an intelligent frame for the free-standing, cascading or stand alone installations of CondexaPRO.

Suitable for both linea and back-to-back configurations the frame provides a trouble-free installation solution without the need of a wall.



SPECIFICATIONS	CondexaPRO 50M	CondexaPRO 100M	CondexaPRO 100S
Product order code	869	867	868
Heat output at 80/60°C	44.2 kW	88.3 kW	88.3 kW
Heat output at 50/30°C	48.5 kW	96.8 kW	96.8 kW
Flow rate at 20°C	33.0 l/min	66.7 l/min	66.7 l/min
Waterside pressure drop at 20°C	700 mbar	700 mbar	700mbar
Maximum water pressure	6.0 bar	6.0 bar	6.0 bar
Minimum water pressure	0.5 bar	0.5 bar	0.5 bar
Maximum water temperature (flow)	80°C	80°C	80°C
Flue connection	1 x 50mm	2 x 50mm	2 x 50mm
Power supply	230v 1PH 50Hz	230v 1PH 50Hz	230v 1PH 50Hz
Start current	0.8A	1.6A	1.6A
Run current	0.74A	1.45A	1.45A
Width	600mm	600mm	600mm
Depth	380mm	380mm	380mm
Height	1000mm	1000mm	1000mm
Dry weight	60kg	90kg	90kg

M=Master Unit S=Slave Unit

Zenith On Tile

Solar thermal collectors



Zenith Flat Plate collectors are manufactured in house



High build quality designed to use both direct sunlight and daylight maximising energy performance even on cloudy days.

Ideal for retro fit applications with Solar collectors sitting on top of the roof tiles, therefore requiring minimal adaptation to the roof.

The collectors have an aluminium body, with a single - piece copper absorber plate to create a greater reflective surface, maximising energy performance.

Flat plate collectors achieve optimum performance when positioned on a south facing roof at an angle of 35° and 45°. If this position is not possible a split system could be used whereby one collector would be placed on the east facing side of the roof and another on the west.

A highly selective finish on the copper absorber plate guarantees exceptional absorption performance.

The collectors are ultrasonically welded together to ensure high build quality and product longevity.

Heat transfer fluid flows through 12 individual copper pipes in the collector creating a larger surface area for the liquid, therefore increasing the level of absorption.

As a guide 1m² of Solar collector is required per person and up to 6 collectors can be connected in a series.

Zenith Solar thermal collector systems are pressurised which provides greater flexibility for siting of the collector and a faster reaction time to daylight and sunlight, maximising the Sun's energy.

The bottom and walls of the tray are lined with 4cm of rock wool insulation to maximise heat retention and energy efficiency.

Low iron oxide content for high energy transmission and to minimise corrosion.

Each collector is protected with tempered glass to withstand extreme weather conditions, such as hail stones.

A well installed Zenith system will provide reliable, long lasting and extremely efficient service with a life expectancy of approximately 20+ years.

Solar Keymark seal of approval.


Pre Sales service available to provide advice and assistance on most suitable system design. (See page 42 for further information.)

BOILER COMPATIBILITY

Mynute 12HE	Mynute 25HE	Mynute 15VHE
Mynute 30HE	Mynute 15HE	Mynute 20VHE
Mynute 35HE	Mynute 20HE	

OPTIONS

Description	Code
Aquaflow Twin Coil Cylinder 250	924
Aquaflow Twin Coil Cylinder 300	925



Zenith (Pitched) On Tile Collector Package Includes	Zenith (Flat) On Tile Collector Package Includes
Zenith On Tile Solar collectors (x2)	Zenith On Tile Solar collectors (x2)
Pitched roof kit	Flat roof kit
Roof fixing kit for 2 collectors	Roof fixing kit for 2 collectors
Premium controller (3 temp)	Premium controller (3 temp)
Pump station (return only)	Pump station (return only)
18L expansion vessel	18L expansion vessel
Flex & support for 18L expansion vessel	Flex & support for 18L expansion vessel
Glycol 10L (Undiluted)	Glycol 10L (Undiluted)
Manual air discharge	Manual air discharge
Hydraulic connections	Hydraulic connections
Package code 580	Package code 581

PRE SALES SUPPORT

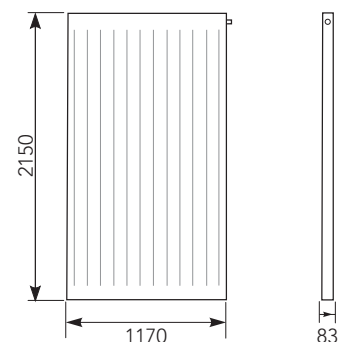
Pre Sales support is available for Zenith Solar thermal installations and integrated technology applications.

See page 42 for further information

Pre insulated pipe not included. Code: 1150619
Refer to Solar Components Matrix for further information.

SPECIFICATIONS	Zenith On Tile Collector
Total area	2.51m ²
Exposed area	2.39m ²
Effective absorption area	2.31m ²
Connections (M - F)	1 inch
Empty weight	47 kg
Liquid content	1.65 L
Recommended flow rate per m ² of collector (per hr)	30 L
Glass type	Safety glass with anti-reflective surface
Glass thickness	4 mm
Absorption (α)	95%
Emissions (β)	5%
Maximum permitted pressure	10 bar
Maximum temperature	210°C

DIMENSIONS (MM)



Zenith Inset

Solar thermal collectors



Zenith Flat Plate collectors are manufactured in house

High build quality designed to use both direct sunlight and daylight maximising energy performance even on cloudy days.

Ideal for new build applications with Solar collectors sitting in the roof, therefore requiring less roof tiles and resulting in a neat and discreet finish.

The collectors have an aluminium body, with a single - piece copper absorber plate to create a greater reflective surface, maximising energy performance.

Zenith Solar thermal packages include an intelligent controller for increased functionality and flexibility.

Flat plate collectors achieve optimum performance when positioned on a south facing roof at an angle of 35° and 45°. If this position is not possible a split system could be used whereby one collector would be placed on the east facing side of the roof and another on the west.

A highly selective finish on the copper absorber plate guarantees exceptional absorption performance.

Low iron oxide content for high energy transmission and to minimise corrosion.

Heat transfer fluid flows through 12 individual copper pipes in the collector creating a larger surface area for the liquid, therefore increasing the level of absorption.

As a guide 1m² of Solar collector is required per person and up to 6 collectors can be connected in a series.

Zenith Solar thermal collector systems are pressurised which provides greater flexibility for siting of the collector and a faster reaction time to daylight and sunlight, maximising the Sun's energy.

The bottom and walls of the tray are lined with 4cm of rock wool insulation to maximise heat retention and energy efficiency.

Each collector is protected with tempered glass to withstand extreme weather conditions, such as hail stones.

A well installed Zenith system will provide reliable, long lasting and extremely efficient service with a life expectancy of approximately 20+ years.

Solar Keymark seal of approval.

Pre Sales service available to provide advice and assistance on most suitable system design. (See page 42 for further information.)



ZENITH COPPER ABSORBER PLATE




BOILER COMPATIBILITY

Mynute 12HE	Mynute 25HE	Mynute 15VHE
Mynute 30HE	Mynute 15HE	Mynute 20VHE
Mynute 35HE	Mynute 20HE	

OPTIONS

Description	Code
Aquaflow Twin Coil Cylinder 250	924
Aquaflow Twin Coil Cylinder 300	925



Zenith (Pitched) Inset Collector Package Includes	
Zenith Inset Solar collectors (x2)	
Roof fixing kit for two collectors	
Flashing kit for two collectors	
Premium controller (3 temp)	
Pump station (return only)	
18L expansion vessel	
Flex & support for 18L expansion vessel	
Glycol 10L (Undiluted)	
Manual air discharge	
Hydraulic connections	
Package code	582

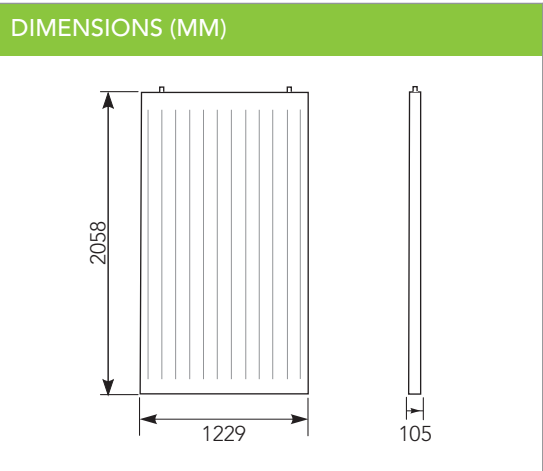
Pre insulated pipe not included. Code: 1150619
Refer to Solar Components Matrix for further information.

PRE SALES SUPPORT


Pre Sales support is available for Zenith Solar thermal installations and integrated technology applications.

See page 42 for further information

SPECIFICATIONS	Zenith Inset Collector
Total area	2.52m ²
Exposed area	2.32m ²
Effective absorption area	2.28m ²
Connections (M - F)	1 inch
Empty weight	54 kg
Liquid content	1.70 L
Recommended flow rate per m ² of collector (per hr)	30 L
Glass type	Safety glass with anti-reflective surface
Glass thickness	4 mm
Absorption (α)	95%
Emissions (β)	5%
Maximum permitted pressure	10 bar
Maximum temperature	230°C



Zenith Evacuated Tube Solar thermal collectors



Evacuated tube technology provides better efficiency in cooler parts of the UK due to their ability to absorb and retain Solar radiation, with the tubes working on the same principle as a vacuum flask.

High build quality designed to use both direct sunlight and daylight maximising energy performance even on cloudy days.

Ideal for retro fit and new build applications.

Evacuated tube collectors are easy to install as the tubes can be removed prior to the frame being fitted onto the roof. The tubes can then be positioned within the collector frame.

Zenith Solar thermal packages include an intelligent controller for increased functionality and flexibility.

Evacuated tube collectors have greater application flexibility, this is due to the wider range of angles the collector can be positioned in, while maintaining effective absorption.

Easy replacement of glass tubes without having to empty the Solar heating circuit.

As a guide 1m² of Solar collector is required per person and up to 6 collectors can be connected in a series.

Zenith Solar thermal collector systems are pressurised which provides greater flexibility for siting of the collector and a faster reaction time to daylight and sunlight, maximising the Sun's energy.

Integrated CPC mirrors maximise absorption even in oblique light.

A highly selective finish on the copper absorber plate within each tube guarantees exceptional absorption performance.

14 individual tubes in each collector.

Long working life, with no metal parts passing through the glass tubes to cause loss of vacuum.

Solar Keymark seal of approval.

Pre Sales service available to provide advice and assistance on most suitable system design. (See page 42 for further information.)



BOILER COMPATIBILITY

Mynute 12HE	Mynute 25HE	Mynute 15VHE
Mynute 30HE	Mynute 15HE	Mynute 20VHE
Mynute 35HE	Mynute 20HE	

OPTIONS

Description	Code
Aquaflow Twin Coil Cylinder 250	924
Aquaflow Twin Coil Cylinder 300	925



Zenith (Pitched) Evacuated Tube Collector Package Includes	Zenith (Flat) Evacuated Tube Collector Package Includes
Zenith Evacuated Tube Solar collectors (x2)	Zenith Evacuated Tube Solar collectors (x2)
Pitched roof kit	Flat roof kit
Premium controller (3 temp)	Premium controller (3 temp)
Pump station (return only)	Pump station (return only)
18L expansion vessel	18L expansion vessel
Flex & support for 18L expansion vessel	Flex & support for 18L expansion vessel
Glycol 20L (Premix)	Glycol 20L (Premix)
Manual air discharge	Manual air discharge
Hydraulic connections	Hydraulic connections
Package code	Package code
583	584

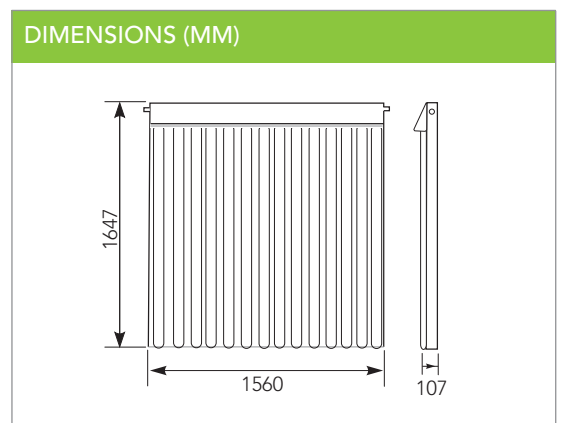
PRE SALES SUPPORT

Pre Sales support is available for Zenith Solar thermal installations and integrated technology applications.

See page 42 for further information

Pre insulated pipe not included. Code: 1150619
Refer to Solar Components Matrix for further information.

SPECIFICATIONS	Zenith Evacuated Tube Collector
Total area	2.57m ²
Exposed area	2.21m ²
Effective absorption area	2.96m ²
Connections (M - F)	3/4 inch
Empty weight	42 kg
Liquid content	2.90 L
Recommended flow rate per m ² of panel (per hr)	30 L
Absorption (α)	96%
Emissions (β)	6%
Maximum permitted pressure	10 bar
Maximum temperature	270°C



Aria

Air to water heat pump



Extracts warmth from ambient air, even when outside temperature is below 0°C. The extracted warmth is then transferred to a heat exchanger that heats the central heating and domestic hot water in a traditional way.

Co-efficient of Performance (CoP) of up to 3.9 i.e. 1.0kW of electrical energy required to generate 3.9kW of heat output (€1 of electricity can provide €4 of heat).

Fully integrated with most hydraulic components built in as standard, including circulating pump, expansion vessel, safety valve, pressure gauge, buffer tank, back-up heater and air vent, enabling a much simpler and quicker installation.

Multiple frost protection circuits protect the appliance during periods of cold weather and eliminates the possibility of compressor malfunction.

Can be used for central heating and domestic hot water when connected to a water cylinder.

The Vokèra heat pump system can incorporate Vokèra Zenith Solar thermal to further minimise reliance on fossil fuels.

Compatible with all Vokèra boilers, which can make up any differential in heat requirement, maximising end user comfort.

Boost function, when programmed, enables the back up heater to provide a quick start up response, reducing the heat-up time considerably.

Sited outside a property without the requirement for any extensive installation preparation.

Flexible application, suitable for both new build and retrofit applications.

Effective in outside air temperatures ranging from -15°C to +25°C.

Flow temperature +35°C to +50°C, making the air source heat pump ideal for underfloor heating.

First start up 'automatic adjustment' sets the appliance, for simple installation.

Built in 3kW immersion for 6.8kW and 8.3 kW outputs and 6kW immersion for 11.0kW output.

Simple to use control panel for operational adjustments and display of parameters and alarms.

Electronically controlled variable speed helical fans that ensure silent high performance.

Low Noise 58db.

CFC Free Process.

Single phase for simple installation.

Integral heat exchanger compressor for simple installation.


Pre Sales service available to provide advice and assistance on most suitable system design. (See page 42 for further information.)



PRE SALES SUPPORT

Vokèra offer a Pre Sales support and advice service that can be utilised when you are planning an Aria air source heat pump installation or an integrated technology heating system.

See page 42 for further information



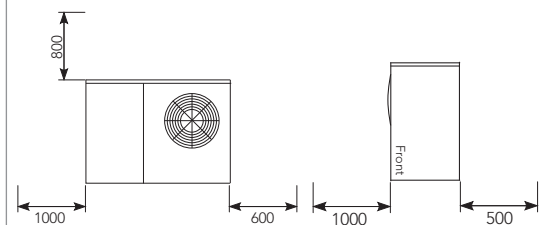
SPECIFICATIONS	Aria 6.8	Aria 8.3	Aria 11.0
Product order code	29450140	29450141	29450142
Co-efficient of Performance (1)*			
Thermal power (kW)	6.8	8.3	11
Input (kW)	1.74	2.11	2.81
CoP 0/35°C	3.9	3.9	3.9
Co-efficient of Performance (2)*			
Thermal power (kW)	6.6	8.1	10.6
Input (kW)	2.14	2.68	3.5
CoP 0/45°C	3	3	3
Dimensions			
Nominal water flow (m³/h)	1	1.2	1.6
Nominal air flow (m³/h)	3.3	3.25	6.5
Noise level** (db)	58	58	62.8
Tank capacity (L)	16	16	36
Weight (kg)	110	112	164
Number of fans	1	1	2
Connections			
Inlet	3/4 inch	3/4 inch	1 inch
Reintegration	1/2 inch	1/2 inch	1/2 inch
Flow & return	BSP	BSP	BSP
Electrical			
Voltage (V/Hz)	230/50	230/50	230/50

*CoP (1) - outside air +7°C / water 30-35°C.

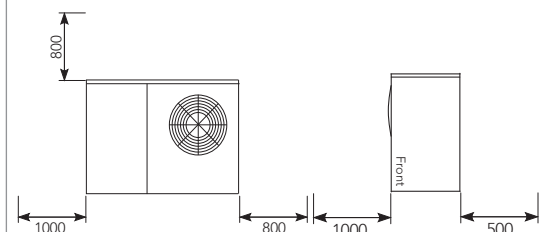
*CoP (2) - outside air +7°C / water 40-45°C.

**Noise level measured in free area at 1.5m from fan and 1.5m from ground

CLEARANCES (MM) - ARIA 6.8/8.3



CLEARANCES (MM) - ARIA 11.0



AquaFlow

Unvented single coil water cylinder



Inner shell guaranteed for 25 years, made from Super-Molybdenum.

2 years guarantee on ancillary components.

High performance mains pressure to all hot water outlets.

Up to 50-litre per minute flow rate.

WRAS Approved.

Fully flooded expansion facility enabling storage capacity from 125 – 250 litres from the 3 model range.

No need for 'sacrificial anode' due to excellent anti-corrosion properties of Super-Molybdenum.

Compact dimensions.

TPRV, EV, Tundish, 2-port motorised valve supplied as standard.

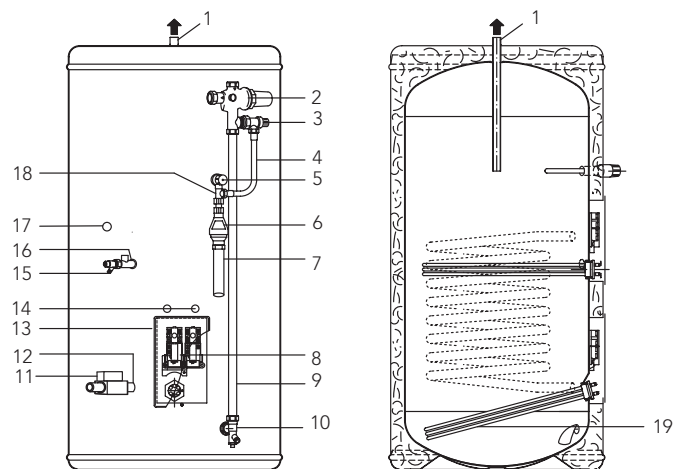
3kW immersion heater and energy cut-out device supplied as standard.

Optional secondary return connection if required.

Thermal insulation and energy efficient coil meet Part L Requirements.

SPECIFICATIONS	AquaFlow 150	AquaFlow 200	AquaFlow 250
Product order code	863	864	865
Capacity range	125-150 litres	170-200 litres	210-250 litres
Height	900mm	1150mm	1400mm
Depth (diameter)	580mm	580mm	580mm
Weight (when full)	190kg	240kg	300kg
Coil rating	12kW	26.5kW	26.5kW
Average recovery time	30 min	26 min	28 min
Energy loss (kW/day)	1.78	2.04	2.45
Maximum working pressure	8-bar	8-bar	8-bar

- | | |
|----------------------------|-------------------------------|
| 1. Hot water outlet | 11. Motorised valve |
| 2. Pressure reducing valve | 12. Flow connection |
| 3. Expansion/check valve | 13. Junction box |
| 4. Flexible connection | 14. Cable Entry |
| 5. TPR valve | 15. Commissioning drain valve |
| 6. Tundish | 16. Secondary return |
| 7. Discharge pipe | 17. Return connection |
| 8. Cylinder thermostat | 18. Tee Piece |
| 9. Cold feed tube | 19. Immersion Element |
| 10. Drain cock | |



AquaFlow Twin

Unvented twin coil water cylinder



Inner shell guaranteed for 25 years, made from Super-Molybdenum.

Cylinder manufactured from high grade corrosion resistant stainless steel.

Install the Aquaflow Twin with a Zenith Solar thermal system and a system or regular boiler to benefit from Solar thermal energy

Easy and quick to install.

Internal secondary expansion via self generating air gap means no expansion vessel required, or fully flooded cylinder with an expansion vessel.

Balanced cold water supply point.

Secondary return facility on all units as standard.

No need for 'sacrificial anode' due to excellent anti-corrosion properties of Super-Molybdenum.

No cold water feed tanks required means a dry roof space.

Twin coil units supplied with one two port motorised valve.

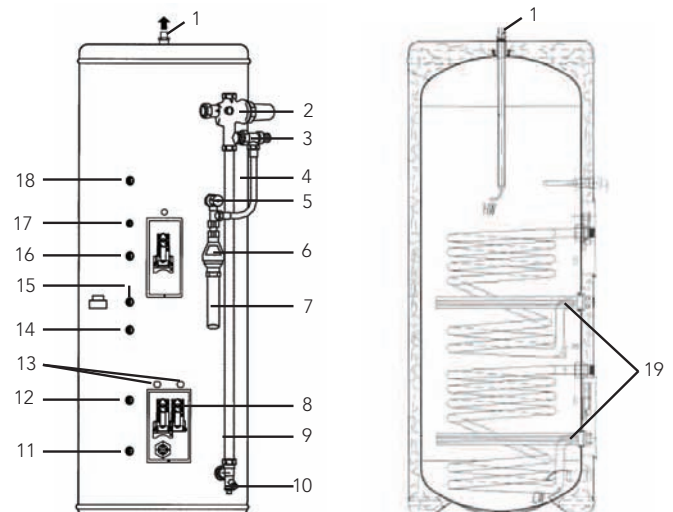
Twin coil units are supplied with one low level immersion heater factory fitted and hard wired complete with surface mounted thermostat.

Twin coil cylinders have two thermostats, upper for boiler heating and lower for Solar pre-heater.

Cylinders are supplied with all mandatory valves and fittings.

SPECIFICATIONS	AquaFlow Twin 250	AquaFlow Twin 300
Product order code	924	925
Unvented capacity	207 litres	239 litres
Approximate weight full	255kg	297kg
Flooded capacity	250 litres	300 litres
Approximate weight fully flooded	312kg	364kg
Height	1400mm	1600mm
Diameter	580mm	580mm

1. Hot water outlet
2. Pressure reducing valve
3. Expansion/check valve
4. Flexible connection
5. TPR valve
6. Tundish
7. Discharge pipe
8. Cylinder thermostat
9. Cold feed tube
10. Drain cock
11. Flow 3/4 inch
12. Sensor Boss 1/2 inch
13. Cable entry
14. Ret 3/4 inch
15. Flow 3/4 inch
16. Secret 1/2 inch
17. Ret 3/4 inch
18. Sensor Boss 1/2 inch
19. Immersion element



Aquanova

Instantaneous multipoint water heater



- Simple installation and commissioning. All connections are easily accessible and the appliance features a built-in fly lead.
- AquaNova has a 28kW heat output and high flow rate of 11.8 litres per minute.
- Continuous gas modulation and electronic temperature sensing gives accurate temperature control.
- AquaNova can be flued horizontally or vertically using Vokera's concentric or twin flue systems.
- Simple to service. No diaphragm or water section. This reduces maintenance requirements.
- Electronic ignition eliminates the need for a constantly running fan or energy wasteful pilot light.



SPECIFICATIONS		DIMENSIONS AND CLEARANCES (MM) - AQUANOVA	
Product order code	967		
Rated output to DHW	28.8 kW		
Hot water flow rate (35°C rise)	11.8 litres/min		
Standard flue terminal length	830m		
Weight (Dry)	20kg		
Electrical	230Vac 50Hz		
Power consumption	85 W		
Minimum cold water inlet pressure	0.15bar		
Maximum flue length			
Horizontal (ø100mm)	2.4m		
Vertical (ø100mm)	3.6m		
Twin (ø80mm)	5m/5m + terminal		
Pipe connections			
DHW	15mm		
Cold water	15mm		
Gas	15mm		

Product Feature Reference Chart

Use this product feature reference chart to quickly identify what Vokèra product provides the ideal solution for your heating and domestic hot water requirements.

PRODUCT FEATURES									
Feature	Linea HE	Unica HE	Unica BHE	Compact A	Compact HE	Mynute HE	Mynute EHE	Mynute VHE	Linea Max HE
External second pump connection	✓	✗	✗	✗	✗	✗	✗	✗	✗
Back lit LCD display	✓	✗	✗	✗	✗	✗	✗	✗	✗
Four seasons function	✓	✗	✗	✗	✗	✗	✗	✗	✗
History recall information function	✓	✗	✗	✗	✗	✗	✗	✗	✗
Optional timed DHW preheat function	✓	✗	✗	✗	✗	✗	✗	✗	✗
OpenTherm Protocol control option	✓	✓	✓	✗	✗	✗	✗	✗	✗
Built in filling loop	✓	✓	✓	✗	✗	✗	✗	✗	✓
Pre-heated hot water		✓	✓	✗	✓	✗	✗	✗	✗
Pre-fixing jig	✓	✓	✓	✗	✗	✗	✗	✗	✓
Optional pre-fixing kit available	✓	✓	✓	✗	✗	✗	✗	✗	✓
Full hot water flame modulation +/- 1°C max fluctuation	✓	✓	✓	✓	✓	✗	✗	✗	✓
High efficiency air/gas modulation system	✓	✓	✓	✗	✗	✓	✗	✓	✗
Digital diagnostic code display	✓	✓	✓	✗	✗	✓	✗	✓	✗
Weather compensation control option	✓	✓	✓	✗	✓	✓	✗	✓	✗
Compartment ventilation not required	✓	✓	✓	✓	✓	✓	✓	✓	✗
Automatic by-pass	✓	✓	✓	✓	✓	✓	✓	✗	✓
Built in frost protection	✓	✓	✓	✓	✓	✓	✓	✓	✓
LPG model / conversion kit available	✓	✓	✓	✓	✓	✓	✓	✓	✓
Self start feature	✓	✓	✓	✓	✓	✓	✓	✓	✓
'Anti cycle' heating control	✓	✓	✓	✓	✓	✓	✓	✓	✓
Electrical insulation to IPX5D	✓	✓	✓	✓	✓	✓	✓	✓	✓
Fault diagnostic display	✓	✓	✓	✓	✓	✓	✓	✓	✓
Telescopic flue system	✓	✓	✓	✓	✓	✓	✓	✓	✓
Twin flue system	✓	✓	✓	✓	✓	✓	✓	✓	✓
Vertical flue option	✓	✓	✓	✓	✓	✓	✓	✓	✓
Combustion analysis function	✓	✓	✓	✓	✓	✓	✓	✓	✓
Electronic burner ignition	✓	✓	✓	✓	✓	✓	✓	✓	✓
Pipe space through back of boiler	OPT	OPT	✗	✗	OPT	OPT	OPT	STD	STD
Domestic heat exchanger: 5yr guarantee against scaling of DHW	✓	✓	✓	✓	✓	N/A	N/A	N/A	✓

Flue Options

Vokèra offer a wide range of flue systems that are able to meet the majority of applications. There are concentric flue systems and a parallel (twin) flue system that can be used in either horizontal or vertical configurations.

All Vokèra flue systems incorporate simple to use, push-fit connections that are designed to enable a fast and simple method of installation. The attractive white finish complements the modern design of our appliances.

60/100mm CONCENTRIC

Our 60/100 condensing range (for HE appliances) are the most widely used and will suit most applications that are usually encountered.

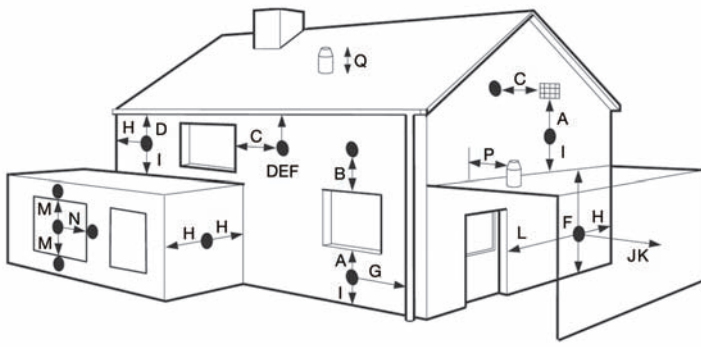
80/125mm CONCENTRIC

The 80/125 range is suitable for use on specific appliances and suits applications where a slightly longer concentric flue system is required.

80mm + 80mm PARALLEL (twin)

The 80mm + 80mm parallel (twin) range can be utilised where an extremely long flue run is envisaged, or required.

TERMINAL POSITIONS



Flue systems and terminal locations should be located and installed in accordance with current Building Regulations (UK) or I.S. 813 (ROI). The terminal should be located where the dispersal of combustion products is not impeded and with due regard for the damage and/or discolouration that may occur to building products located nearby.

The terminal must not be located in a place where it is likely to cause a nuisance. Water vapour may condense on leaving the terminal. The effect of such plumbing must be considered.

FLUE EXIT CLEARANCES

Flue Exits	Minimum distance SE & HE Boilers
A Below an opening (window, airbrick etc)	300mm
B Above an opening (window, airbrick etc)	300mm
C To the side of an opening (window, airbrick etc)	300mm
D Below gutters, drain pipe etc	25mm
E Below eaves	25mm
F Below balcony, carport roof etc	25mm
G To side of a vertical soil/drain pipe etc	25mm
H From internal or external corner or boundary	25mm
I Above ground, roof or balcony level	300mm
J From a surface or boundary facing a terminal	600mm*
K From a terminal facing a terminal	1200mm
L From an opening in the carport into the building	1200mm
M Vertically from a terminal on the same wall	1500mm
N Horizontally from a terminal on the same wall	300mm
P From a structure to the side of a vertical terminal	300mm
Q From the top of a vertical terminal to the roof flashing	As determined by fixed collar

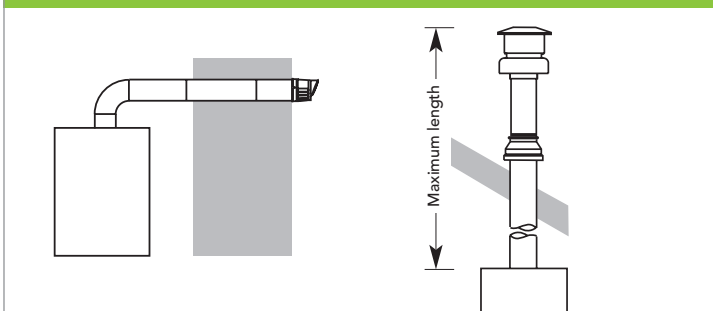
*Minimum clearance ensures boiler works safely, however consideration should be made for nuisance factor. Please note: measurements for G & H are 60mm when using 80/125mm flue.

MAXIMUM FLUE LENGTHS

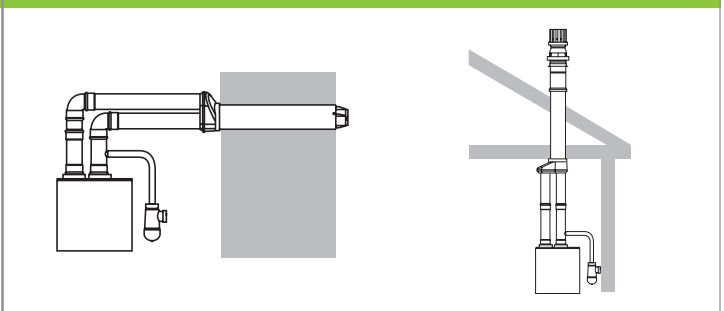
	Concentric 60/100mm (4")		Concentric 80/125mm (5")		Parallel (twin) 80mm + 80mm
	Horiz.	Vertical	Horiz.	Vertical	Horiz. / Vertical
Linea 28HE	7.8m	8.8m	17.0m	18.0m	40m + 40m
Linea 32HE	7.8m	8.8m	25.0m	26.0m	35m + 35m
Linea 36HE	7.8m	8.8m	28.0m	29.0m	50m + 50m
Unica 28HE	7.8m	8.8m	20m	25m	40m + 40m
Unica 32HE	7.8m	8.8m	20m	25m	35m + 35m
Unica 36HE	7.8m	8.8m	20m	25m	35m + 35m
Unica Balcony HE	7.8m	8.8m	20m	25m	40m + 40m
Compact 25 A	4.0m	5.0m	N/A	N/A	20m + 20m
Compact 29 A	4.0m	5.0m	N/A	N/A	20m + 20m
Compact 25HE	4.5m	5.5m	11.0m	12.0m	20m + 20m
Compact 29HE	4.0m	5.0m	9.0m	10.0m	12m + 12m
Compact 35HE	1.85m	2.85m	6.8m	7.8m	10m + 10m
Mynute 12HE	7.8m	8.8m	20m	25m	40m + 40m
Mynute 15HE	7.8m	8.8m	20m	25m	40m + 40m
Mynute 20HE	7.8m	8.8m	20m	25m	40m + 40m
Mynute 25HE	7.8m	8.8m	20m	25m	40m + 40m
Mynute 30HE	7.8m	8.8m	20m	25m	40m + 40m
Mynute 35HE	7.8m	8.8m	20m	25m	40m + 40m
Mynute 25EHE	4.5m	5.5m	11.0m	12.0m	20m + 20m
Mynute 29EHE	4.0m	5.0m	9.0m	10.0m	12m + 12m
Mynute 15VHE	7.8m	8.8m	25m	30m	40m + 40m
Mynute 20VHE	7.8m	8.8m	20m	25m	40m + 40m
Linea Max HE	2.0m	3.0m*	N/A	N/A	12m + 12m**
Aquanova	2.4m	3.8m	N/A	N/A	7m + 7m
Reductions for additional bend/s (reduction for PMK = 4.0 metres)					
45-deg	0.5m	1.0m	1.0m		
90-deg	1.0m	1.0m	1.0m		

*The appliance flue elbow on the Linea Max cannot be used with a vertical flue application and should be discarded.

HORIZONTAL & VERTICAL CONCENTRIC SYSTEMS



HORIZONTAL & VERTICAL PARALLEL SYSTEMS



ALSO AVAILABLE - 80MM FLEXIBLE PP FLUE SYSTEM

The 80mm Flexible PP Flue System range consists of Polypropylene components and a flexible Polypropylene liner. A full range of flue components and accessories to facilitate different flue requirements are available.

The flexible PP flue system is suitable for multiple applications and is for use with high efficiency appliances, specifically Linea HE, Mynute HE, Unica HE and Compact HE.

The range includes several different connectors that enable flexible PP to be connected to rigid PP / flexible PP to flexible PP when off-cuts may be required to be joined together.

For further information and advice please contact the Vokèra Technical Helpline.

Flue Options

The 60/100 condensing range is suitable for all current Vokèra high efficiency (condensing) appliances.

When used in the horizontal plane, the flue system should be installed so that it has a 1° – minimum – fall back to the boiler (17mm per-metre). This will enable any condensate fluid that may form, to drain via the condensate connection/trap. It can also be used as a replacement flue system on older/obsolete Vokèra HE appliances, however you should contact the Vokèra Technical Helpline for specific advice.

60/100MM CONCENTRIC FLUE SYSTEMS

Code	New Code	Description	Linea HE	Unica HE	Unica BHE	Compact A	Compact HE	Mynute HE	Mynute EHE	Mynute VHE	Linea Max HE
521	29450121	Telescopic horiz flue terminal	✓	✓	✓	✓	✓	✓	✓	✓	✓
520	29450120	Horizontal flue terminal	✓	✓	✓	✓	✓	✓	✓	✓	✓
522		Plume management kit	✓	✓	✓	✓	✗*	✓	✗*	✓	✗
29450131		Plume management extension	✓	✓	✓	✓	✗	✓	✗	✓	✗
523	29450123	90-deg bend	✓	✓	✓	✓	✓	✓	✓	✓	✓
524	29450124	45-deg bend (pair)	✓	✓	✓	✓	✓	✓	✓	✓	✓
525	29450125	500mm extension	✓	✓	✓	✓	✓	✓	✓	✓	✓
526	29450126	1000mm extension	✓	✓	✓	✓	✓	✓	✓	✓	✓
527	29450127	2000mm extension	✓	✓	✓	✓	✓	✓	✓	✓	✓
528	29450128	Telescopic ext.	✓	✓	✓	✓	✓	✓	✓	✓	✓
529		Wall brackets (5 x 100mm)	✓	✓	✓	✓	✓	✓	✓	✓	✓
530	29450122	Vertical flue terminal	✓	✓	✓	✓	✓	✓	✓	✓	✓
531		Pitched roof flashing plate	✓	✓	✓	✓	✓	✓	✓	✓	✓
532		Flat roof flashing plate	✓	✓	✓	✓	✓	✓	✓	✓	✓
533		Telescopic rear flue	✗	✗	✗	✗	✗	✗	✗	✓**	✗
534		Brick red nose cone	✓	✓	✓	✓	✓	✓	✓	✓	✓
535		Beige nose cone	✓	✓	✓	✓	✓	✓	✓	✓	✓
29450130		White nose cone	✓	✓	✓	✓	✓	✓	✓	✓	✓
487		45-deg-plume diverter	✓	✓	✓	✓	✓	✓	✓	✓	✓

*Suitable for Compact 25HE and Mynute 25EHE outputs only **15 kW output only

The 80/125 range can be utilised only with certain specific appliances.

An adaptor is required to convert the appliance flue outlet from 100mm to 125mm. When used in the horizontal plane, the flue system should be installed so that it has a 1° – minimum – fall back to the boiler (17mm per-metre). This will enable any condensate fluid that may form, to drain via the condensate connection/trap.

80/125MM CONCENTRIC FLUE SYSTEMS

Code	Description	Linea HE	Unica HE	Unica BHE	Compact A	Compact HE	Mynute HE	Mynute EHE	Mynute VHE	Linea Max HE
413	Horizontal terminal	✓	✓	✓	✗	✓	✓	✓	✓	✓
414	Vertical terminal	✓	✓	✓	✗	✓	✓	✓	✓	✓
415	90-deg bend	✓	✓	✓	✗	✓	✓	✓	✓	✓
416	45-deg bend (single)	✓	✓	✓	✗	✓	✓	✓	✓	✓
417*	250mm extension	✓	✓	✓	✗	✓	✓	✓	✓	✓
418	500mm extension	✓	✓	✓	✗	✓	✓	✓	✓	✓
419	1000mm extension	✓	✓	✓	✗	✓	✓	✓	✓	✓
420	2000mm extension	✓	✓	✓	✗	✓	✓	✓	✓	✓
421*	3000mm extension	✓	✓	✓	✗	✓	✓	✓	✓	✓
422*	Telescopic extension	✓	✓	✓	✗	✓	✓	✓	✓	✓
423	Wall brackets (5 x 125mm)	✓	✓	✓	✗	✓	✓	✓	✓	✓
424	Boiler top adaptor for HE appliances	✓	✓	✓	✗	✓	✓	✓	✓	✓
425*	Fixed offset	✓	✓	✓	✗	✓	✓	✓	✓	✓
426	Silicon lubricant	✓	✓	✓	✗	✓	✓	✓	✓	✓
532	Flat roof flashing plate	✓	✓	✓	✗	✓	✓	✓	✓	✓
531	Pitched roof flashing plate	✓	✓	✓	✗	✓	✓	✓	✓	✓

*Available by special order

80MM PARALLEL (TWIN) FLUE SYSTEMS

Code	Description
310	Adaptor kit for Aquanova
48958*	Adaptor kit for Linea Max
430*	Adaptor kit for all condensing boilers
0225805	Horizontal terminal & convertor box
0225810	Vertical terminal & convertor box
0225820	250mm extension (pair)
0225825	500mm extension (pair)
0225830	1000mm extension (pair)
0225835	2000mm extension (pair)
0225840	45-deg bend (pair)
0225845	90-deg bend (pair)
0225850	Double pipe bracket 80mm X 80mm (5-OFF)
0225855	Single pipe bracket 80mm (5-OFF)
0225765	Flat roof flashing plate (390mm Dia)
0225770	Pitched roof flashing plate (500mm X 500mm)*

*Required for Linea Max HE when twin flue solution is used.

The 80mm + 80mm parallel system enables greater flue lengths to be achieved and can be used in either a horizontal or vertical configuration. However the parallel system must be converted back to a concentric system at the point of termination. Dedicated flue kits are available for this purpose.

An adaptor kit is required to convert the appliance flue outlet from a concentric configuration into a parallel configuration.

When used in the horizontal plane, the flue system should be installed so that it has a 1° – minimum – fall back to the boiler. This will enable any condensate fluid that may form, to drain via the condensate connection/trap.

The exhaust pipe can reach very high temperatures and so must be adequately protected to avoid contact with persons and/or materials that could be damaged as a result.

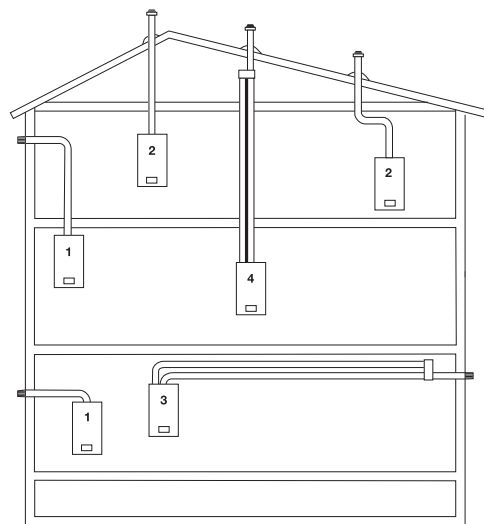
The air inlet pipe should be insulated to reduce the possibility of condense forming on the outside of the pipe.

FLUE SYSTEM OPTIONS

Configuration	Description	Compatible with
1	Horizontal Concentric	All appliances
2	Vertical Concentric	All appliances (Linea Max HE*)
3	Horizontal parallel system	All appliances
4	Vertical parallel system	All appliances

*Contact Vokera Technical Helpline for specific help and advice

N.B. A boiler top adaptor/kit is required when using the 80/125mm concentric and 80mm parallel systems.



White nose cone

60/100mm concentric flue system

Code: 29450130

Also available in 'brick red' and 'beige'

Code: 534 / 535



Horizontal flue terminal

60/100mm concentric flue system

Code: 520

New Code: 29450120



Plume management kit

60/100mm concentric flue system

Code: 522

Zenith Components Matrix

To order a complete Solar system order both the Primary and Secondary components in the tables below.

		PRIMARY COMPONENTS FOR ZENITH SOLAR THERMAL APPLICATIONS							
		Code	Description	1 collector	2 collectors	3 collectors	4 collectors	5 collectors	6 collectors
ON TILE	Pitched	On Tile collector components for pitched roof applications							
		570	On tile collector - single	1	2	3	4	5	6
		1150849	Pitched roof fixing kit	1	1	2	2	3	3
		1150829	On tile collector kit - single	1	-	1	-	1	-
		1150859	On tile collector kit - double	-	1	1	2	2	3
	1150609	On tile jointing kit (3+ collectors)	-	-	1	1	2	2	
	Flat	On Tile collector components for flat roof applications							
		570	On tile collector - single	1	2	3	4	5	6
		1150839	Flat roof fixing kit	1	1	2	2	3	3
		1150829	On tile collector kit - single	1	-	1	-	1	-
1150859		On tile collector kit - double	-	1	1	2	2	3	
1150609	On tile jointing kit (3+ collectors)	-	-	1	1	2	2		
INSET	Inset collector components for pitched roof applications								
	575	Inset collector - single	1	-	1	-	1	-	
	573	Inset collector - double	-	1	1	-	-	1	
	574	Inset collector - four	-	-	-	1	1	1	
	20001441	Roof fixing kit	1	1	1	1	1	1	
	20001442	Flashing kit - single	1	1	1	1	1	1	
	20001443	Roof fixing kit - additional collector	-	-	2	3	4	5	
	20001444	Flashing kit - additional collector	-	-	2	3	4	5	
EVACUATED TUBE	Pitched	Evacuated tube collector components for pitched roof applications							
		569	Evacuated tube collector - single	1	-	1	-	1	-
		571	Evacuated tube collector - double	-	1	1	2	2	3
		1151049	Pitched roof support kit - single	1	-	1	-	1	-
		1151069	Pitched roof support kit - double	-	1	1	2	2	3
	1151079	Evacuated tube jointing kit (3+ collectors)	-	-	1	1	2	2	
	Flat	Evacuated tube collector components for flat roof applications							
		569	Evacuated tube collector - single	1	-	1	-	1	-
		571	Evacuated tube collector - double	-	1	1	2	2	3
		1151039	Flat roof support kit - single	1	-	1	-	1	-
1151059		Flat roof support kit - double	-	1	1	2	2	3	
1151079	Evacuated tube jointing kit (3+ collectors)	-	-	1	1	2	2		

		SECONDARY COMPONENTS FOR ZENITH SOLAR THERMAL APPLICATIONS							
		Code	Description	1 collector	2 collectors	3 collectors	4 collectors	5 collectors	6 collectors
UNIVERSAL COMPONENTS	Evacuated / Inset / On Tile	1150439	Basic controller (2 temp)	1	1*	-	-	-	-
		1150449	Premium controller (3 temp)	-	1*	1	1	1	1
		1150459	Pump station 150L (return only - 1-4 collectors)	1	1	1	1*	-	-
		1150469	Pump station 300L (flow & return - 4+ collectors)	-	-	-	1*	1	1
		1150489	Expansion vessel 18L (1-3 collectors)	1	1	1*	-	-	-
		1150509	Expansion vessel 24L (3-5 collectors)	-	-	1*	1	1*	-
		1150519	Expansion vessel 35L (5-6 collectors)	-	-	-	-	1*	1
		1150499	Flex and support for expansion vessel 18L	1	1	1	1	1	-
		1150629	Manual air vent	1	1	1	1	1	1
		1150619	Pre insulated coil of twin pipe (15m)	1	1	1	*	*	*
		1150539	Hydraulic connections for Solar collector(s)	1	1	1*	1*	*	*
		1150549	Pure Glycol 5L (On tile and inset collectors only)	1*	1*	1*	1*	1*	1*
		1150559	Pure Glycol 10L (On tile and inset collectors only)	1*	1*	1*	1*	1*	1*
		1151029	Premix Glycol 20L (Evacuated tube collectors only)	1*	1*	1*	1*	1*	1*

*Where this symbol appears you have a choice of component that will depend upon the system requirements. Contact Vokèra Technical Helpline for advice.
 **Vokèra advise that all installations should be carried out by persons having completed a full scope Solar course to ensure correct system sizing. For more details of this qualification contact our training department on 0844 391 0999, option 5.

Zenith Solar Thermal Parts Listing

ZENITH SOLAR THERMAL PARTS LISTING	
Code	Description
570	On tile collector - x1
569	Evacuated tube collector - x1 (14 tubes)
571	Evacuated tube collector - x2 (28 tubes)
575	Inset collector - x1
573	Inset collector - x2
574	Inset collector - x4
1150459	Pump station 150L (return only)
1150469	Pump station 300L (flow & return)
1150439	Standard controller (2 temp)
1150449	Premium controller (3 temp)
1150619	Pre insulated coil of twin pipe (15m)
1150489	Expansion vessel 18L (1-3 collectors)
1150509	Expansion vessel 24L (3-5 collectors)
1150519	Expansion vessel 35L (5-6 collectors)
1150499	Flex and support for expansion vessel 18L
1150629	Manual air vent
1150539	Hydraulic connections for Solar collector(s)
1150549	Pure Glycol 5L (On tile and Inset collectors only)
1150559	Pure Glycol 10L (On tile and Inset collectors only)
1151029	Premix Glycol 20L (Evacuated tube collectors only)
20001454	Solar system filling and pump trolley
Roof kits for On tile collectors	
1150829	Roof fixing kit - x1
1150859	Roof fixing kit - x2
1150849	Pitched roof kit - x1/x2
1150839	Flat roof kit - x1/x2
1150609	Jointing kit for 3+ On tile collectors
Roof kits for Evacuated tube collectors	
1151039	Flat roof support kit - x1
1151059	Flat roof support kit - x2
1151049	Pitched roof support kit - x1
1151069	Pitched roof support kit - x2
1151079	Jointing kit for 3+ Evacuated tube collectors
Roof kits for Inset collectors	
20001441	Roof fixing kit
20001443	Roof fixing kit - additional collector
20001442	Flashing kit
20001444	Flashing kit - additional collector

Vokèra Support

Vokèra prides itself in providing support from concept to completion

Our support network incorporates a Pre Sales support advice service, technical training, technical support service and a Customer Care team dedicated on providing great service.

Pre Sales support

The Vokèra Pre Sales support team offers advice on a range of products and applications to engineers, architects, specifiers and developers. The technology available to heat buildings is changing rapidly therefore support is critical to ensure correct solutions are provided for the application. Pre Sales support ensures you get the correct guidance and reassurance when choosing a solution for your project.

PRE SALES ON SITE VISIT



Depending on the technology used and the complexity of the installation, the advice and level of support you need will differ, from basic advice to a full bespoke solution. The Pre Sales support team not only offer advice and guidance but can also provide on-site assistance and support with product assembly and commissioning*.

Vokèra Pre Sales support offers you practical, sound advice and will advise you if a solution is not fit for purpose, ensuring the correct products are recommended for the application.

The Pre Sales support service is available for all renewable technology installations, domestic and light commercial condensing gas appliances and any integrated technology heating solution.

CONTACT PRE SALES

Telephone:	(+44) 0141 945 6805
Email:	pre-sales@vokera.co.uk

*A cost may be incurred for some Pre Sales activities.

Design and Installation of renewable heating systems

The Vokèra renewable portfolio can be incorporated to form many different heating system layouts that fulfil all heating and domestic hot water requirements. The below diagrams show how the Vokèra renewable products can be teamed with Vokèra boilers to further reduce reliance on fossil fuels and maximise the benefits of renewable energy.



Zenith Solar system
Mynute HE sealed system boiler
Aquaflow Twin coil cylinder



Zenith Solar system
Mynute VHE regular open vent boiler
Aquaflow Twin coil cylinder



Aria air source heat pump
Aquaflow single coil cylinder

Technical training

Vokèra technical training delivers real value to GID Registered engineers. Our technical training focuses on the need of the engineer to become familiar with the product, to enable quick and simple installation or repair. Our technical training is structured to ensure you cover: the appliance range, installation, operation, wiring, flueing, benchmark, fault finding and commissioning.

Vokèra Product Courses

- High Efficiency Product Course
- ***NEW*** Fault Finding Product Course
- Solar Overview Product Course

To attend you must be GID Registered.

The one day Solar Overview Product Course provides you with an insight into the theory of Solar Domestic Hot Water and an understanding of the Vokèra Zenith Solar product and package.

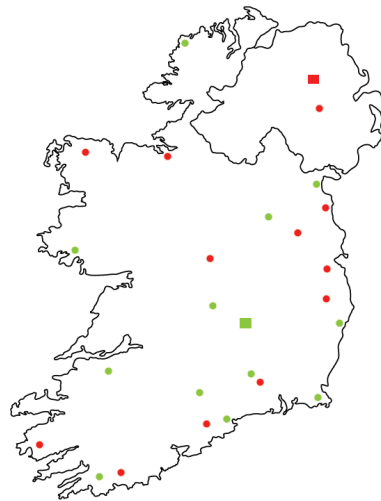
The One day course is both theory and workshop based and will give you a good understanding on the principles of solar domestic hot water, installation, commissioning and fault finding of our product.

Customer care team

We pride ourselves on providing a first class after sales service with 4 dedicated regional customer care centres in UK and Ireland, supported with 41 factory trained Vokèra field engineers along with 85 service agents, which are able to support customers nationwide.

- Every engineer carries a full complement of spare parts
- Real time data field reports for service contracts
- Full monthly reports on all activities to the Installer or Contractor highlighting all product and installation faults
- One point of contact to report and discuss service issues
- Full audit trail to track service calls

Service and training in Ireland



- Vokèra Internal Training Facility - Callan
- Vokèra External Training Facility - Crumlin
- Vokèra Engineers
- Vokèra Service Agents

For further information on all courses view our course profiles at: www.vokera.ie or book now: **056 7755057**

Technical Support

Our fully trained, GID Registered technical team provides pre-sales technical advice to help select the correct boiler, through to post sales technical help to support the Installer.

Two Year Warranty

As with all domestic gas boilers, an annual service is recommended to maintain optimum performance, efficiency and safety. In addition to a free 2 year warranty offered on every Vokèra boiler, we also make a promise to all our customers:-

Our dedicated customer service team and GID registered engineers are available 6 days a week to support the needs of every single Vokèra boiler installation. They respond to every call within 48 hours or less, or at a time agreed with the householder. They will make every effort to solve any technical problems over the phone, answering quickly, politely and at all times acting in the best interest of our customers.



Vokera Ireland
West Court, Callan
Co Kilkenny
T 056 7755055
F 056 7755060

enquiries@vokera.co.uk

www.vokera.ie
www.vokera.co.uk

General Enquiries:
T 0844 391 0999
F 0844 391 0998

Registered address:
Vokera Ltd
Borderlake House
Unit 7 Riverside Industrial Estate
London Colney
Herts AL2 1HG

Vokera Limited reserve the right to change
specification without prior notice.
Consumers statutory rights are not affected.

A Riello Group Company.
Company Reg No: 1047779